INTERIOR CEILING SURFACE / SUSPENDED

This chapter combines the ceiling surface mounted and ceiling suspended luminaires. These collections feature many carefully designed shapes for all preferences and purposes. We invite you to discover new levels in flexibility, exciting materials, colours and shapes, a wide variety of lighting effects and industry leading efficiency, enabling you to upgrade any project with customized lighting concepts.

www.deltalight.com/ICS / www.deltalight.com/ICP

To discover more, or download technical files of your preferred product, just addthe product reference (without colour) or name to the deltalight.com url. E.g. www.deltalight.com/321959528ED1 or www.deltalight.com/superdome

INDEX
INTERIOR CEILING SURFACE / SUSPENDED

NEW

TWEETER M ON
INT 241

BOXY
INT 269

ULTRA
INT 287

SPY ON
INT 303

NEW

SUPERLOOP VR
INT 327

PITCH
INT 351

TWEETER ON
INT 243

BOXY XL S
INT 275

NEW

ULTRA S D SOFT
INT 287

MAXISPY ON
INT 311

NEW

SUPERLOOP HC MDL
INT 331

SUPERNOVA XS
INT 355

YOU-TURN ON
INT 251

BOXTER
INT 277

TWENTY-7
INT 293

NEW

MAXISPY ON 95
INT 313

NEW

SUPERLOOP S MDL
INT 333

SUPERNOVA
INT 357

NEW

DIRO SBL S ON
INT 257

MINIGRID ON SI
INT 279

NEW

MICROSPY 39 C
INT 297

NEW

PINTOR ON
INT 317

NEW

SUPER-OH! XS
INT 339

SUPERNOVA SR
INT 373

BOXY R
INT 261

GRID ON
INT 281

NEW

SPY C
INT 297

NEW

SUPERLOOP HC
INT 323

NEW

SUPER-OH! SBL
INT 341

CREDO
INT 379

BOXY XL R
INT 265

LINK
INT 283

MIDISPY ON
INT 299

NEW

SUPERLOOP VC
INT 325

SUPER-OH!
INT 343

RAND
INT 381

OUTFIT
INT 389

METRONOME
INT 405

GIBBO
INT 393

JETI
INT 411

GABOO
INT 397

SUPERDOME
INT 413

McDELTA
INT 399

B-LINER 65
INT 415

NYX
INT 399

STREAMLINER 70 S P
INT 415

HUSK
INT 401

LAY OUT
INT 417

WWW.DELTALIGHT.COM/XY180BYOMA
FULL PRODUCT LAUNCH - AUTUMN 2017

B-LINER 65	INT 415
BOXTER	INT 277
BOXY	INT 269
BOXY R	INT 261
BOXY XL R	INT 265
BOXY XL S	INT 275
CREDO	INT 379
DIRO SBL S ON	INT 257
GABOO	INT 397
GIBBO	INT 393
GRID ON	INT 281
HUSK	INT 401
JETI	INT 411
LAY OUT	INT 417
LINK	INT 283
MAXISPY ON	INT 311
MAXISPY ON 95	INT 313
McDELTA	INT 399
METRONOME	INT 405
MICROSPY 39 C	INT 297
MIDISPY ON	INT 299
MINIGRID ON SI	INT 279
NYX	INT 399
OUTFIT	INT 389
PINTOR ON	INT 317
PITCH	INT 351
RAND	INT 381
SUPER-OH! XS	INT 339
SPY C	INT 297
SPY ON	INT 303
STREAMLINER 70 S P	INT 415
SUPER-OH!	INT 343
SUPER-OH! SBL	INT 341
SUPERDOME	INT 413
SUPERLOOP HC	INT 323
SUPERLOOP HC MDL	INT 331
SUPERLOOP S MDL	INT 333
SUPERLOOP VC	INT 325
SUPERLOOP VR	INT 327
SUPERNOVA	INT 357
SUPERNOVA SR	INT 373
SUPERNOVA XS	INT 355
TWEETER M ON	INT 241
TWEETER ON	INT 243
TWENTY-7	INT 293
ULTRA	INT 287
ULTRA S D SOFT	INT 287
YOU-TURN ON	INT 251

TWEETER
OVERVIEW

For years, Tweeter has been an iconic family within the Delta Light® collection. The patented Ex-centric Rotation System® enables the luminaires head to be tilted and rotated in one smooth movement, without mechanical parts being visible.
Next to the standard version that is available as a recessed, surface mounted or pendant spotlight, Tweeter M is the latest addition to this family.
The looks are the same and it has equal flexibility as its bigger brother, but the design is more compact.
To integrate the Tweeter family throughout the entire project, also wall applications and bollards are available for outdoor use.

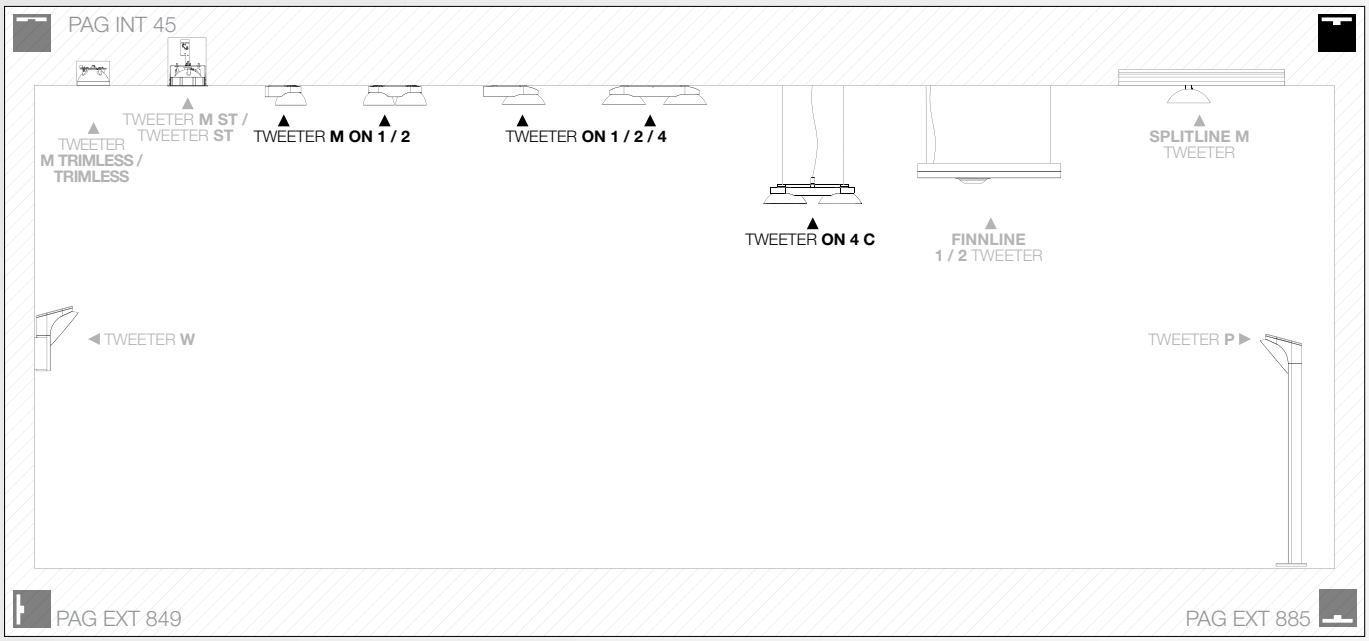

				LAMP	POWER SUPPLY	PAG
TWEETER M ON	128 x 128	✓	—	LED	FE WDL	INT 241
	164 x 128	✓	—	LED	FE WDL	INT 241
TWEETER ON	170 x 90	✓	—	LED	FE	INT 243
	280 x 90	✓	—	LED	FE	INT 243
	260 x 260	✓	✓	LED	FE	INT 245

FULL INFO TECHNICAL CHAPTER

REQUIREMENTS

CONTROL GEAR	A B C
LED POWER SUPPLY 48V / 90W 300 89 48 90	314 x 63 x 40
LED POWER SUPPLY 48V / 100W 300 89 48 100	100 x 55 x 90
LED POWER SUPPLY 48V / 150W 300 89 48 150	240 x 60 x 49
LED POWER SUPPLY 48V / 240W 300 89 48 240	114 x 63 x 125

FULL INFO TECHNICAL CHAPTER

ACCESSORIES

TWEETER CLIP ◇ **201 03 00 ◇** ◇ = B / W	Ø45 / H13	
HONEYCOMB 40 ◇ **201 03 01 ◇** ◇ = ALU / B	Ø40	
LINEAR SPREAD LENS 40 **201 03 02**	Ø40	
SPREAD LENS 40 **201 03 03**	Ø40	
SOFTENING LENS 40 **201 03 04**	Ø40	
GLASS SBL 40 **201 03 05**	Ø40	

TWEETER M ON 1 B-C

TWEETER M ON

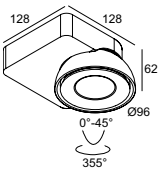

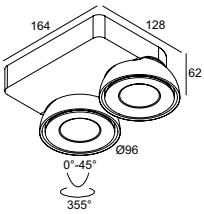

CRI > 90		TWEETER M ON 1	TWEETER M ON 2
3000 K		LED 10,4W / 1075lm / 500mA	2 x LED 10,4W / 1075lm / 500mA
FE, CTRL DELTA R	REFL FL 33°	**418 51 811 932 ED8 ◇** ◇ = B-C / W-W	**418 51 812 932 ED8 ◇** ◇ = B-C / W-W
	REFL WFL 50°	**418 51 811 933 ED8 ◇** ◇ = B-C / W-W	**418 51 812 933 ED8 ◇** ◇ = B-C / W-W
2700 K		LED 10,4W / 1032lm / 500mA	2 x LED 10,4W / 1032lm / 500mA
FE, CTRL DELTA R	REFL FL 33°	**418 51 811 922 ED8 ◇** ◇ = B-C / W-W	**418 51 812 922 ED8 ◇** ◇ = B-C / W-W
	REFL WFL 50°	**418 51 811 923 ED8 ◇** ◇ = B-C / W-W	**418 51 812 923 ED8 ◇** ◇ = B-C / W-W
		ADJUSTABLE 0-45° / 355° MAINS DIMMING (FE) 220-240V / 50-60Hz 0,8 IP20 ACCESSORIES TWEETER CLIP + HONEYCOMB / LENS / GLASS	ADJUSTABLE 0-45° / 355° MAINS DIMMING (FE) 220-240V / 50-60Hz 1,3 IP20 ACCESSORIES TWEETER CLIP + HONEYCOMB / LENS / GLASS

CRI > 90		TWEETER M ON 1 WDL	TWEETER M ON 2 WDL
3000 K		LED 10,4W / 1075lm / 500mA	2 x LED 10,4W / 1075lm / 500mA
WDL, CTRL DELTA IN	REFL FL 33°	**418 51 811 932 WDL ◇** ◇ = B-C / W-W	**418 51 812 932 WDL ◇** ◇ = B-C / W-W
	REFL WFL 50°	**418 51 811 933 WDL ◇** ◇ = B-C / W-W	**418 51 812 933 WDL ◇** ◇ = B-C / W-W
2700 K		LED 10,4W / 1032lm / 500mA	2 x LED 10,4W / 1032lm / 500mA
WDL, CTRL DELTA IN	REFL FL 33°	**418 51 811 922 WDL ◇** ◇ = B-C / W-W	**418 51 812 922 WDL ◇** ◇ = B-C / W-W
	REFL WFL 50°	**418 51 811 923 WDL ◇** ◇ = B-C / W-W	**418 51 812 923 WDL ◇** ◇ = B-C / W-W
		ADJUSTABLE 0-45° / 355° INCL.WIRELESS DIMMABLE CONTROL 48V-DC 0,8 IP20 REQUIREMENTS LED POWER SUPPLY 48V-DC ACCESSORIES TWEETER CLIP + HONEYCOMB / LENS / GLASS	ADJUSTABLE 0-45° / 355° INCL.WIRELESS DIMMABLE CONTROL 48V-DC 1,3 IP20 REQUIREMENTS LED POWER SUPPLY 48V-DC ACCESSORIES TWEETER CLIP + HONEYCOMB / LENS / GLASS

PATENTED EX-CENTRIC ROTATION SYSTEM®

play.deltalight.com/tweeter
play.deltalight.com/ers

OTHER CRI OR KELVIN ON REQUEST

REID-SENEPART ARCHITECTEN

FULL INFO TECHNICAL CHAPTER

ACCESSORIES

TWEETER CLIP ◇ **201 03 00 ◇** ◇ = B / W	Ø45 / H13	
HONEYCOMB 40 ◇ **201 03 01 ◇** ◇ = ALU / B	Ø40	
LINEAR SPREAD LENS 40 **201 03 02**	Ø40	
SPREAD LENS 40 **201 03 03**	Ø40	
SOFTENING LENS 40 **201 03 04**	Ø40	
GLASS SBL 40 **201 03 05**	Ø40	

TWEETER ON + TWEETER CLIP W +HONEYCOMB 40 ALU

TWEETER ON

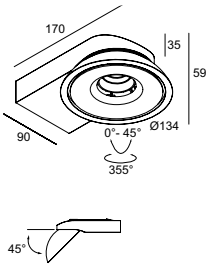

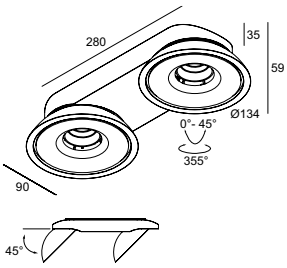

CRI > 90		TWEETER ON 1	TWEETER ON 2
3000 K		LED 10,4W / 1075lm / 500mA	2 x LED 10,4W / 1075lm / 500mA
FE	REFL FL 33°	**206 31 811 932 ED8 ◇** ◇ = W	**206 31 812 932 ED8 ◇** ◇ = W
	REFL WFL 50°	**206 31 811 933 ED8 ◇** ◇ = W	**206 31 812 933 ED8 ◇** ◇ = W
2700 K		LED 10,4W / 1032lm / 500mA	2 x LED 10,4W / 1032lm / 500mA
FE	REFL FL 33°	**206 31 811 922 ED8 ◇** ◇ = W	**206 31 812 922 ED8 ◇** ◇ = W
	REFL WFL 50°	**206 31 811 923 ED8 ◇** ◇ = W	**206 31 812 923 ED8 ◇** ◇ = W
		ADJUSTABLE 0-45° / 355° MAINS DIMMING (FE) 110-240V / 50-60Hz 0,7 IP20 ACCESSORIES TWEETER CLIP + HONEYCOMB / LENS / GLASS	ADJUSTABLE 0-45° / 355° MAINS DIMMING (FE) 110-240V / 50-60Hz 1,1 IP20 ACCESSORIES TWEETER CLIP + HONEYCOMB / LENS / GLASS

play.deltalight.com/tweeter
play.deltalight.com/ers

PATENTED EX-CENTRIC ROTATION SYSTEM®

OTHER CRI OR KELVIN ON REQUEST

FULL INFO TECHNICAL CHAPTER

OPTIONS

INSTALLATION

CABLE BASE R ◇ Ø57 x 41
203 99 55 ◇
◇ = ANO / B / W

CABLE BASE S ◇ 57 x 57 x 41
203 99 56 ◇
◇ = ANO / B / W

FULL INFO TECHNICAL CHAPTER

ACCESSORIES

TWEETER CLIP ◇ Ø45 / H13
201 03 00 ◇
◇ = B / W

HONEYCOMB 40 ◇ Ø40
201 03 01 ◇
◇ = ALU / B

LINEAR SPREAD LENS 40 Ø40
201 03 02

SPREAD LENS 40 Ø40
201 03 03

SOFTENING LENS 40 Ø40
201 03 04

GLASS SBL 40 Ø40
201 03 05

TWEETER ON 4

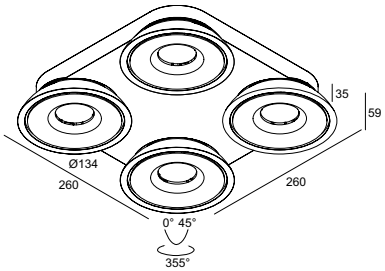

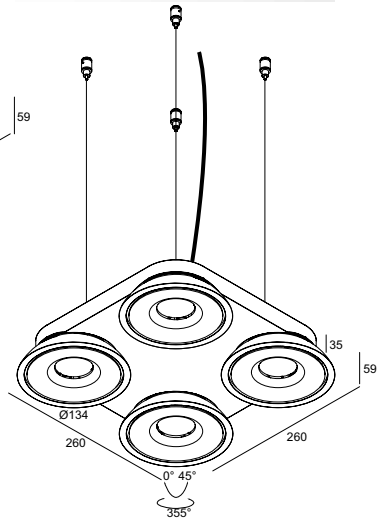

CRI > 90		TWEETER ON 4	TWEETER ON 4 C
3000 K		4 x LED 7,1W / 774lm / 350mA	4 x LED 7,1W / 774lm / 350mA
FE	REFL FL 33°	**280 60 814 932 ED8 ◇** ◇ = W	**280 61 814 932 ED8 ◇** ◇ = W
	REFL WFL 50°	**280 60 814 933 ED8 ◇** ◇ = W	**280 61 814 933 ED8 ◇** ◇ = W
2700 K		4 x LED 7,1W / 743lm / 350mA	4 x LED 7,1W / 743lm / 350mA
FE	REFL FL 33°	**280 60 814 922 ED8 ◇** ◇ = W	**280 61 814 922 ED8 ◇** ◇ = W
	REFL WFL 50°	**280 60 814 923 ED8 ◇** ◇ = W	**280 61 814 923 ED8 ◇** ◇ = W
		ADJUSTABLE 0-45° / 355° MAINS DIMMING (FE) 220-240V / 50-60Hz CE 2,5 IP20 ACCESSORIES TWEETER CLIP + HONEYCOMB / LENS / GLASS	ADJUSTABLE 0-45° / 355° MAINS DIMMING (FE) INCL.4 x CABLE SUSP. SINGLE AUTO. 3m INCL.1 x CABLE 2 x 0.75mm² 220-240V / 50-60Hz CE 2,8 IP20 OPTIONS CABLE BASE R / S ACCESSORIES TWEETER CLIP + HONEYCOMB / LENS / GLASS

play.deltalight.com/ers

PATENTED EX-CENTRIC ROTATION SYSTEM®

OTHER CRI OR KELVIN ON REQUEST

IN.ARCHITECTUUR

REID - SENEPART ARCHITECTEN

YOU-TURN
OVERVIEW

You-Turn is a pioneering lighting system that allows comprehensive illumination alternatives, in combination with timeless design and outstanding comfort of use and installation. As the name of the fixture indicates, the user is free to turn and play with it whenever and however needed.
Starting as a closed downlighter, the body of the You-Turn can be tilted in a 90° angle, and rotated no less than 350°, establishing a customised dialogue with its environment. The agility of the lamp disc is combined with a gracious silhouette of the upper body. While the rotating disc ensures maximum flexibility, the upper body remains in line, resulting in a uniform and elegant appearance.



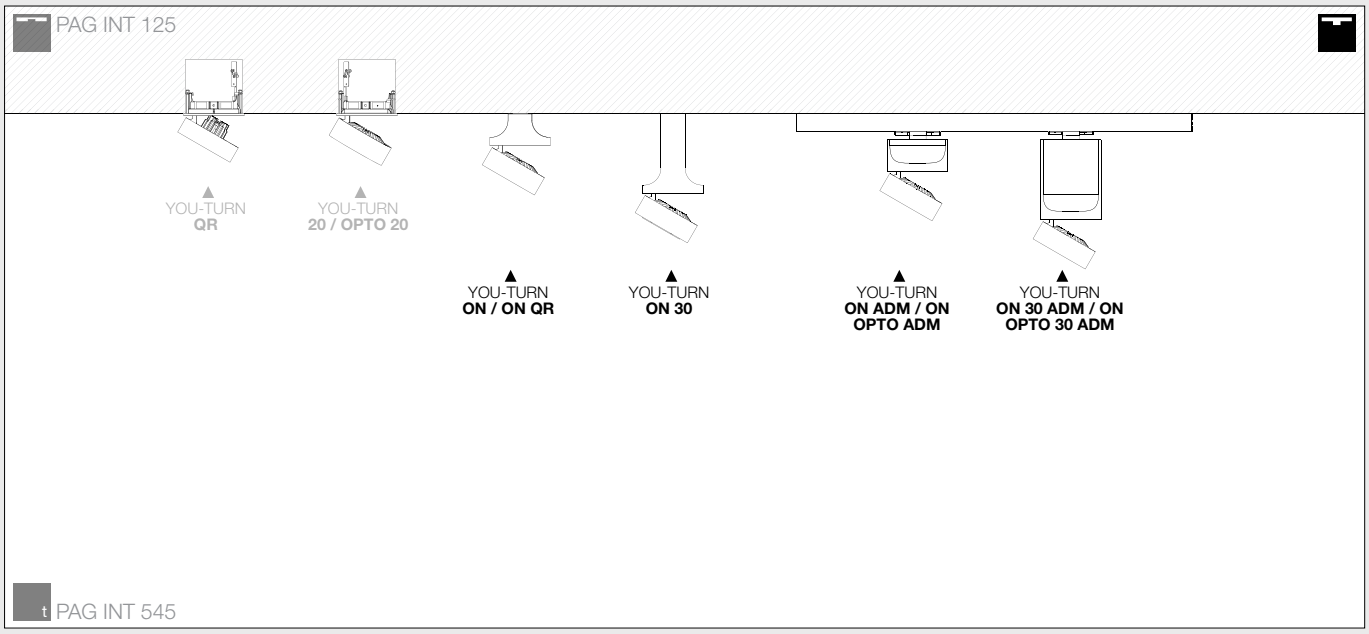

		LAMP	PAG
	✓	**LED** QR	INT 251
	✓	**LED**	INT 251

ARCHITECTURE: GMP · VON GERKAN, MARG AND PARTNERS ARCHITECTS
RUSSIAN ADAPTATION: JSC SPEECH, MOSCOW
INTERIOR DESIGN: MAXIM RYMAR ARCHITECTURAL STUDIO

YOU-TURN ON

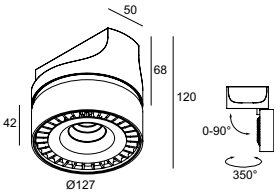

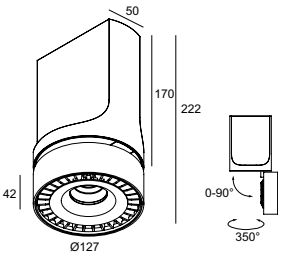

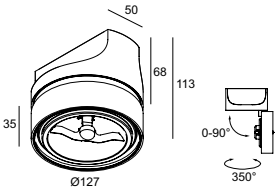

CRI > 90		YOU-TURN ON	YOU-TURN ON 30	YOU-TURN ON 111 T50
3000 K		LED 10,4W / 1075lm / 500mA	LED 30W / 3275lm / 850mA	1 x QR-LP111 max.50W
1-10V	REFL FL 33°		**313 030 21 932 ED1** ◇ ◇ = W-B	**313 02 12** ◇ ◇ = W-B
	REFL WFL 50°		**313 030 21 933 ED1** ◇ ◇ = W-B	ADJUSTABLE 0°- 90° / 350° G53 / 220-240V / 50-60Hz CE 1,0 IP20 1,0
DALI	REFL FL 33°		**313 030 21 932 ED5** ◇ ◇ = W-B	
	REFL WFL 50°		**313 030 21 933 ED5** ◇ ◇ = W-B	
FE	REFL FL 33°	**313 020 811 932 ED8** ◇ ◇ = W-B		
	REFL WFL 50°	**313 020 811 933 ED8** ◇ ◇ = W-B		
2700 K		LED 10,4W / 1032lm / 500mA	LED 30W / 3157lm / 850mA	
1-10V	REFL FL 33°		**313 030 21 922 ED1** ◇ ◇ = W-B	
	REFL WFL 50°		**313 030 21 923 ED1** ◇ ◇ = W-B	
DALI	REFL FL 33°		**313 030 21 922 ED5** ◇ ◇ = W-B	
	REFL WFL 50°		**313 030 21 923 ED5** ◇ ◇ = W-B	
FE	REFL FL 33°	**313 020 811 922 ED8** ◇ ◇ = W-B		
	REFL WFL 50°	**313 020 811 923 ED8** ◇ ◇ = W-B		
		ADJUSTABLE 0°- 90° / 350° MAINS DIMMING (FE) 110-240V / 50-60Hz CE 1,0 IP20	ADJUSTABLE 0°- 90° / 350° 110-240V / 50-60Hz CE 1,5 IP20	

play.deltalight.com/youturn

*EFT / EQUALISING FILTER TECHNOLOGY

OTHER CRI OR KELVIN ON REQUEST

APA LONDON

STARBUCKS ROASTERY & TASTING
GENSLER / NITEO LIGHTING

STARBUCKS ROASTERY & TASTING
GENSLER / NITEO LIGHTING

DIRO SBL S ON

NEW

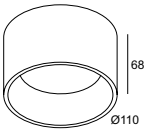

CRI > 80	**DIRO SBL S ON**
3000 K	LED CLUSTER 5,9W / 882lm / 350mA
	251 77 83 ◇ ◇ = W
	NON ADJUSTABLE 220-240V / 50-60Hz CE 0,7 IP43

BOXY
OVERVIEW

What once began as a cubic luminaire is now an elaborate family of surface mounted and pendant luminaires, both cubic and cylindrical shaped.
Though different in shape, still uniform in look, as both shapes have a deeper recessed LED module with a conical, coloured insert in front. While the deeper recessed LED module reduces the glare, the choice in colour creates possibilities for playful and attractive light solutions.
Alongside the different shapes, this family offers indoor and outdoor luminaires, fixed or adjustable, with lumen output going up to 2000lm. The Boxy family is perfect when recessing is not an option.

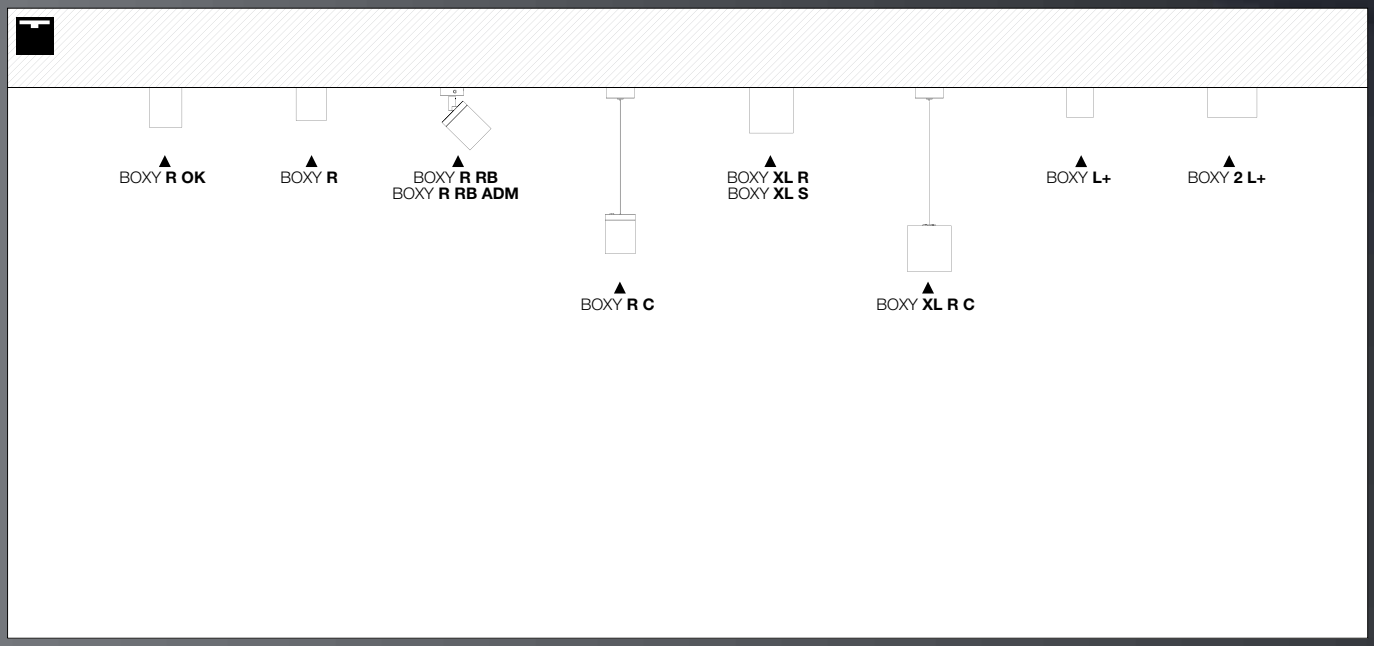

				LAMP	POWER SUPPLY	PAG
BOXY R	Ø90	✓	—	LED	NON DIM, FE, WDL	INT 261 EXT 769
	Ø98	✓	✓	LED	FE	INT 260
	Ø131	—	✓	LED	1-10V, FE	INT 265
BOXY S	80 x 80	—	—	LED QPAR51 QR-C51	FE, WDL	INT 269 EXT 781
	80 x 148	—	—	LED	FE	INT 269 EXT 781
	124 x 124	—	—	LED	1-10V, FE	INT 275

FULL INFO TECHNICAL CHAPTER

REQUIREMENTS

CONTROL GEAR

LED POWER SUPPLY 48V / 90W 300 89 48 90	314 x 63 x 40
LED POWER SUPPLY 48V / 100W 300 89 48 100	100 x 55 x 90
LED POWER SUPPLY 48V / 150W 300 89 48 150	240 x 60 x 49
LED POWER SUPPLY 48V / 240W 300 89 48 240	114 x 63 x 125

FULL INFO TECHNICAL CHAPTER

OPTIONS

INSTALLATION

COVERSET R ◇
204 00 100 ◇ Ø100
◇ = ANO / B / W

SUSPENSION + CONNECTION TRIMLESS
328 10 02
INCL.1 x AUTOMATIC ADJUSTMENT
INCL.1 x CONNECTOR 3 x 2.5mm²

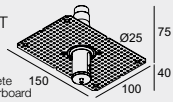

play.deltalight.com/suspensiontrimlessconcrete
play.deltalight.com/suspensiontrimlessplasterboard

FULL INFO TECHNICAL CHAPTER

ACCESSORIES

BOXY HONEYCOMB ◇ Ø45 / H5
251 70 03 01◇
◇ = B / W

BOXY SOFTENING LENS◇ Ø45 / H5
251 70 03 04 ◇
◇ = B / W

BOXY GLASS SBL ◇ Ø45 / H5
251 70 03 05◇
◇ = B / W

BOXY R B-B + BOXY HONEYCOMB

BOXY R B-B / W-W

NEW

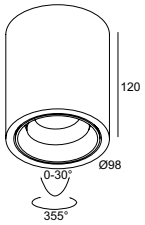

CRI > 90	BOXY R OK
3000 K	LED 10,4W / 1075lm / 500mA
NON DIM / REFL FL 33°	
FE / CTRL DELTA R / REFL FL 33°	**251 77 811 932 ED8 ◇** ◇ = B-B / B-MMAT / W-B / W-W
2700 K	LED 10,4W / 1032lm / 500mA
NON DIM / REFL FL 33°	
FE / CTRL DELTA R / REFL FL 33°	**251 77 811 922 ED8 ◇** ◇ = B-B / B-MMAT / W-B / W-W

ADJUSTABLE 0°- 30° / 355°
MAINS DIMMING (FE)
220-240V / 50-60Hz
CE 0,6 IP20

BOXY R

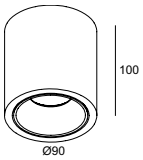

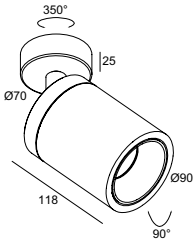

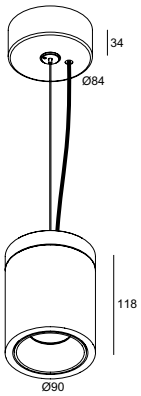

BOXY R DIM8	BOXY R	BOXY RB	BOXY R C
LED 10,4W / 1075lm / 500mA	LED 10,4W / 1075lm / 500mA	LED 10,4W / 1075lm / 500mA	LED 10,4W / 1075lm / 500mA
	251 70 811 932 ◇ ◇ = B-B / B-MMAT / W-B / W-W		
251 70 811 932 ED8 ◇ ◇ = B-B / B-MMAT / W-B / W-W		**251 74 811 932 ED8** ◇ ◇ = B-B / B-MMAT / W-B / W-W	**251 75 811 932 ED8** ◇ ◇ = B-B / B-MMAT / W-B / W-W
LED 10,4W / 1032lm / 500mA	LED 10,4W / 1032lm / 500mA	LED 10,4W / 1032lm / 500mA	LED 10,4W / 1032lm / 500mA
	251 70 811 922 ◇ ◇ = B-B / B-MMAT / W-B / W-W		
251 70 811 922 ED8 ◇ ◇ = B-B / B-MMAT / W-B / W-W		**251 74 811 922 ED8** ◇ ◇ = B-B / B-MMAT / W-B / W-W	**251 75 811 922 ED8** ◇ ◇ = B-B / B-MMAT / W-B / W-W
MAINS DIMMING (FE) 110-240V / 50-60Hz 0,6 IP53 ACCESSORIES BOXY HONEYCOMB / LENS / GLASS	110-240V / 50-60Hz 0,6 IP40 ACCESSORIES BOXY HONEYCOMB / LENS / GLASS	ADJUSTABLE 0°- 90° / 350° MAINS DIMMING (FE) 110-240V / 50-60Hz 0,9 IP20 ACCESSORIES BOXY HONEYCOMB / LENS / GLASS	MAINS DIMMING (FE) INCL.1 x CABLE 2 x 0.75mm² INCL.1 x CABLE SUSP. SINGLE AUTO 1,6m 110-240V / 50-60Hz 0,9 IP20 OPTIONS SUSPENSION + CONNECTION TRIMLESS ACCESSORIES BOXY HONEYCOMB / LENS / GLASS

CRI > 90	BOXY R WDL (NEW)
3000 K	LED 10,4W / 1075lm / 500mA
WDL CTRL DELTA IN	**251 70 811 932 WDL** ◇ ◇ = B-B / B-MMAT / W-B / W-W
2700 K	LED 10,4W / 1032lm / 500mA
WDL CTRL DELTA IN	**251 70 811 922 WDL** ◇ ◇ = B-B / B-MMAT / W-B / W-W
	INCL.WIRELESS DIMMABLE CONTROL 48V-DC 0,6 IP20 REQUIREMENTS LED POWER SUPPLY 48V-DC ACCESSORIES BOXY HONEYCOMB / LENS / GLASS

OTHER CRI OR KELVIN ON REQUEST



BEN ADAMS ARCHITECTS

O'DONNELL + TUOMEY

FULL INFO TECHNICAL CHAPTER

OPTIONS

INSTALLATION

COVERSET R ◇

204 00 90 ◇	Ø90
204 00 100 ◇	Ø100

◇ = ANO / B / W

SUSPENSION + CONNECTION TRIMLESS

328 10 02

INCL.1 x AUTOMATIC ADJUSTMENT

INCL.1 x CONNECTOR 3 x 2.5mm²

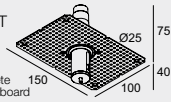

play.deltalight.com/suspensiontrimlessconcrete
play.deltalight.com/suspensiontrimlessplasterboard

FULL INFO TECHNICAL CHAPTER

ACCESSORIES

HONEYCOMB 78 ◇ **201 02 01 ◇**	Ø78
SOFTENING LENS 78 **201 02 04**	Ø78
GLASS SBL 78 **201 02 05**	Ø78

◇ = B

BOXY XL R

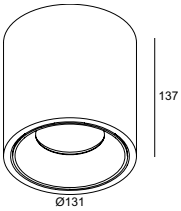

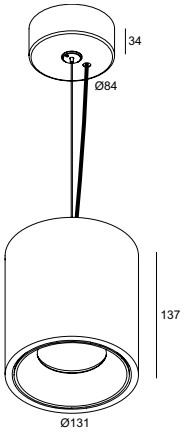

CRI > 90		BOXY XL R DIM1 (NEW)	BOXY XL R	BOXY XL R C
3000 K		LED 24,3W / 2752lm / 700mA	LED 16,8W / 1995lm / 500mA	LED 16,8W / 1995lm / 500mA
1-10V	REFL FL 20°	**251 71 21 931 ED1** ◇ ◇ = B-B / B-MMAT / W-B / W-W		
	REFL FL 37°	**251 71 21 933 ED1** ◇ ◇ = B-B / B-MMAT / W-B / W-W		
FE	REFL FL 20°		**251 71 21 931** ◇ ◇ = B-B / B-MMAT / W-B / W-W	**251 73 21 931** ◇ ◇ = B-B / B-MMAT / W-B / W-W
	REFL FL 37°		**251 71 21 933** ◇ ◇ = B-B / B-MMAT / W-B / W-W	**251 73 21 933** ◇ ◇ = B-B / B-MMAT / W-B / W-W
2700 K		LED 24,3W / 2653lm / 700mA	LED 16,8W / 1923lm / 500mA	LED 16,8W / 1923lm / 500mA
1-10V	REFL FL 20°	**251 71 21 921 ED1** ◇ ◇ = B-B / B-MMAT / W-B / W-W		
	REFL FL 37°	**251 71 21 923 ED1** ◇ ◇ = B-B / B-MMAT / W-B / W-W		
FE	REFL FL 20°		**251 71 21 921** ◇ ◇ = B-B / B-MMAT / W-B / W-W	**251 73 21 921** ◇ ◇ = B-B / B-MMAT / W-B / W-W
	REFL FL 37°		**251 71 21 923** ◇ ◇ = B-B / B-MMAT / W-B / W-W	**251 73 21 923** ◇ ◇ = B-B / B-MMAT / W-B / W-W
		120-240V / 50-60Hz CE 1,5 IP20 ACCESSORIES HONEYCOMB / LENS / GLASS	MAINS DIMMING (FE) 220-240V / 50-60Hz CE 1,5 IP20 ACCESSORIES HONEYCOMB / LENS / GLASS	MAINS DIMMING (FE) INCL.1 x CABLE 2 x 0.75mm² INCL.1 x CABLE SUSP. SINGLE AUTO 1,6m 220-240V / 50-60Hz CE 1,8 IP20 OPTIONS COVERSET R 90 - R 100 SUSPENSION + CONNECTION TRIMLESS ACCESSORIES HONEYCOMB / LENS / GLASS

OTHER CRI OR KELVIN ON REQUEST



O'DONNELL + TUOMEY

FULL INFO TECHNICAL CHAPTER

REQUIREMENTS

CONTROL GEAR	A B C
LED POWER SUPPLY 48V / 90W 300 89 48 90	314 x 63 x 40
LED POWER SUPPLY 48V / 100W 300 89 48 100	100 x 55 x 90
LED POWER SUPPLY 48V / 150W 300 89 48 150	240 x 60 x 49
LED POWER SUPPLY 48V / 240W 300 89 48 240	114 x 63 x 125

FULL INFO TECHNICAL CHAPTER

ACCESSORIES

BOXY HONEYCOMB ◇ Ø45 / H5
251 70 03 01◇
◇ = B / W

BOXY SOFTENING LENS◇ Ø45 / H5
251 70 03 04◇
◇ = B / W

BOXY GLASS SBL◇ Ø45 / H5
251 70 03 05◇
◇ = B / W

BOXY L+ LED W-W + BOXY HONEYCOMB B

BOXY L+ LED A-A / B-B / G-G / W-W

BOXY L+ LED

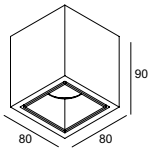

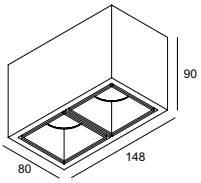

CRI > 90	BOXY L+ LED	BOXY 2L+ LED
3000 K	LED 7,1W / 774lm / 350mA	2 x LED 7,1W / 774lm / 350mA
FE / CTRL DELTA R / REFL FL 33°	**251 67 811 932 ED8 ◇** ◇ = A-A / B-B / B-MMAT / G-G / W-W	**251 67 812 932 ED8 ◇** ◇ = A-A / B-B / B-MMAT / W-W
2700 K	LED 7,1W / 743lm / 350mA	2 x LED 7,1W / 743lm / 350mA
FE / CTRL DELTA R / REFL FL 33°	**251 67 811 922 ED8 ◇** ◇ = A-A / B-B / B-MMAT / G-G / W-W	**251 67 812 922 ED8 ◇** ◇ = A-A / B-B / B-MMAT / W-W
	MAINS DIMMING (FE) 110-240V / 50-60Hz CE 0,6 IP53 ACCESSORIES HONEYCOMB / LENS / GLASS	MAINS DIMMING (FE) 110-240V / 50-60Hz CE 1,1 IP53 ACCESSORIES HONEYCOMB / LENS / GLASS

CRI > 90	BOXY L+ LED WDL (NEW)
3000 K	LED 7,1W / 774lm / 350mA
WDL / CTRL DELTA IN / REFL FL 33°	**251 67 811 932 WDL ◇** ◇ = A-A / B-B / B-MMAT / G-G / W-W
2700 K	LED 7,1W / 743lm / 350mA
WDL / CTRL DELTA IN / REFL FL 33°	**251 67 811 922 WDL ◇** ◇ = A-A / B-B / B-MMAT / G-G / W-W
	INCL.WIRELESS DIMMABLE CONTROL 48V-DC CE 0,6 IP20 REQUIREMENTS LED POWER SUPPLY 48V-DC ACCESSORIES HONEYCOMB / LENS / GLASS

OTHER CRI OR KELVIN ON REQUEST

LEVEL 3 INTERIEURARCHITECTEN

FULL INFO TECHNICAL CHAPTER

OPTIONS

INSTALLATION

COVERSET S ◇
204 90 90 ◇ 90 x 90
◇ = ANO / B / W

CONTROL GEAR

TRANSFO 50W 86 x 31 x 20
200 46 06

TRANSFO 100W 107 x 35 x 21
200 46 10

BOXY

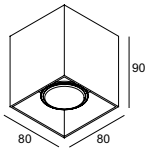

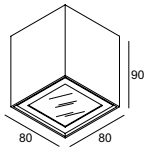

BOXY

QPAR51 max.50W

251 67 20 ◇
◇ = ALU / B / W (max.35W)

GU10 / 100-240V / 50-60Hz
0,3 IP20 0,5

OPTIONS
COVERSET S 90

BOXY +

QPAR51 max.35W

251 67 44 ◇
◇ = A / G / W

GU10 / 100-240V / 50-60Hz
0,4 IP44 0,5

OPTIONS
COVERSET S 90

BOXY + 12V

1 x QR-C51 max.35W

251 67 43 ◇
◇ = A / W

GU5.3 / 12V
0,4 IP44 0,5

OPTIONS
COVERSET S 90
TRANSFO



GOVAERT & VANHOUTTE ARCHITECTS



ALFREDO SARAVIA / PROPORCIÓN Y ESCALA
CARMEN MALDONADO / AREA STUDIO

FULL INFO TECHNICAL CHAPTER

ACCESSORIES

	A B C
HONEYCOMB 78 ◇ **201 02 01 ◇** ◇ = B	Ø78
SOFTENING LENS 78 **201 02 04**	Ø78
GLASS SBL 78 **201 02 05**	Ø78

BOXY XL S W-B + GLASS SBL 78

BOXY XL S

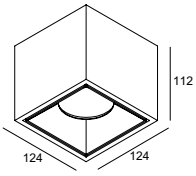

CRI > 90		BOXY XL S DIM1 (NEW)	BOXY XL S
3000 K		LED 24,3W / 2752lm / 700mA	LED 16,8W / 1995lm / 500mA
1-10V	REFL FL 20°	**251 72 21 931 ED1 ◇** ◇ = B-B / B-MMAT / W-B / W-W	
	REFL FL 37°	**251 72 21 933 ED1 ◇** ◇ = B-B / B-MMAT / W-B / W-W	
FE	REFL FL 20°		**251 72 21 931 ◇** ◇ = B-B / B-MMAT / W-B / W-W
	REFL FL 37°		**251 72 21 933 ◇** ◇ = B-B / B-MMAT / W-B / W-W
2700 K		LED 24,3W / 2653lm / 700mA	LED 16,8W / 1923lm / 500mA
1-10V	REFL FL 20°	**251 72 21 921 ED1 ◇** ◇ = B-B / B-MMAT / W-B / W-W	
	REFL FL 37°	**251 72 21 923 ED1 ◇** ◇ = B-B / B-MMAT / W-B / W-W	
FE	REFL FL 20°		**251 72 21 921 ◇** ◇ = B-B / B-MMAT / W-B / W-W
	REFL FL 37°		**251 72 21 923 ◇** ◇ = B-B / B-MMAT / W-B / W-W
		120-240V / 50-60Hz CE 1,6 IP20 ACCESSORIES HONEYCOMB / LENS / GLASS	MAINS DIMMING (FE) 220-240V / 50-60Hz CE 1,6 IP20 ACCESSORIES HONEYCOMB / LENS / GLASS

OTHER CRI OR KELVIN ON REQUEST

reddot design award winner 2013

BOXTER

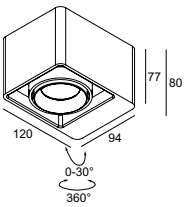

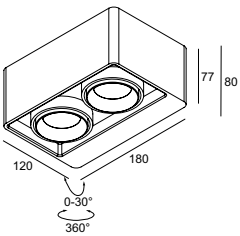

CRI > 90	BOXTER 1 LED	BOXTER 2 LED
3000 K	LED 7,1W / 774lm / 350mA	2 x LED 7,1W / 774lm / 350mA
FE REFL FL 33°	**202 78 811 932 ED8** ◇ ◇ = B-B / W-B	**202 78 812 932 ED8** ◇ ◇ = B-B / W-B
2700 K	LED 7,1W / 743lm / 350mA	2 x LED 7,1W / 743lm / 350mA
FE REFL FL 33°	**202 78 811 922 ED8** ◇ ◇ = B-B / W-B	**202 78 812 922 ED8** ◇ ◇ = B-B / W-B
	ADJUSTABLE 0°- 30°/360° MAINS DIMMING (FE) 110-240V / 50-60Hz CE 1,0 IP20	ADJUSTABLE 0°- 30°/360° MAINS DIMMING (FE) 110-240V / 50-60Hz CE 1,9 IP20

BOXTER 1 50	BOXTER 2 50
QR-C51 max.35W	2 x QR-C51 max.35W
202 78 55 01 ◇ ◇ = B-B / W-B	**202 78 55 02** ◇ ◇ = B-B / W-B
ADJUSTABLE 0°- 30°/360° GU5.3 / 220-240V / 50-60Hz CE 1,0 IP20 0,5	ADJUSTABLE 0°- 30°/360° GU5.3 / 220-240V / 50-60Hz CE 1,9 IP20 0,5

OTHER CRI OR KELVIN ON REQUEST



MINIGRID ON 1 BOX B
+ MINIGRID SNAP-IN B

MINIGRID ON 1 BOX W
+ MINIGRID SNAP-IN W

MINIGRID ON 1 BOX B
+ MINIGRID SNAP-IN W

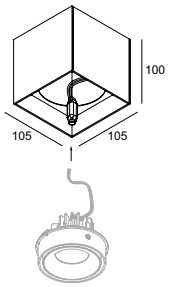

FE **MINIGRID ON 150 BOX DIM8** / 500mA

202 79 11 ED8 ◇
◇ = B / W
220-240V / 50-60Hz

FE **MINIGRID ON 135 BOX DIM8** / 350mA

202 79 01 ED8 ◇
◇ = B / W
100-240V / 50-60Hz

MAINS DIMMING (FE)
CE 1,1 IP20

REQUIREMENTS
MINIGRID SNAP-IN

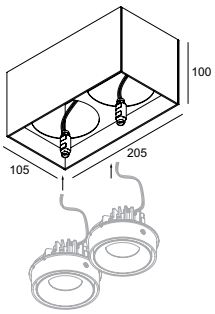

FE **MINIGRID ON 250 BOX DIM8** / 500mA

202 79 12 ED8 ◇
◇ = B / W
220-240V / 50-60Hz

FE **MINIGRID ON 235 BOX DIM 8** / 350mA

202 79 02 ED8 ◇
◇ = B / W
100-240V / 50-60Hz

MAINS DIMMING (FE)
CE 1,4 IP20

REQUIREMENTS
2 x MINIGRID SNAP-IN

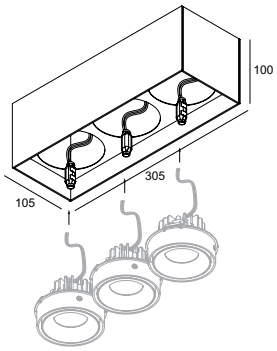

FE **MINIGRID ON 350 BOX DIM8** / 500mA

202 79 13 ED8 ◇
◇ = B / W
220-240V / 50-60Hz

FE **MINIGRID ON 335 BOX DIM 8** / 350mA

202 79 03 ED8 ◇
◇ = B / W
100-240V / 50-60Hz

MAINS DIMMING (FE)
CE 1,7 IP20

REQUIREMENTS
3 x MINIGRID SNAP-IN

MINIGRID ON SI

MINIGRID ON 3 BOX W + 3 x MINIGRID SNAP-IN B

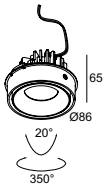

CRI > 90	MINIGRID SNAP-IN
3000 K	LED [H] 7,1W / 774lm / 350mA LED [H] 10,4W / 1075lm / 500mA
REFL SP 18°	**202 790 811 931** ◇ ◇ = B / W
REFL FL 33°	**202 790 811 932** ◇ ◇ = B / W
REFL WFL 50° NEW	**202 790 811 933** ◇ ◇ = B / W
2700 K	LED [H] 7,1W / 743lm / 350mA LED [H] 10,4W / 1032lm / 500mA
REFL SP 18°	**202 790 811 921** ◇ ◇ = B / W
REFL FL 33°	**202 790 811 922** ◇ ◇ = B / W
REFL WFL 50° NEW	**202 790 811 923** ◇ ◇ = B / W

ADJUSTABLE 0°- 20° / 350°
CE 0,3 IP20 IP23

GRID ON

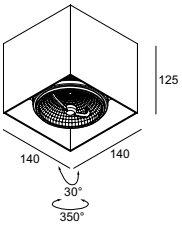

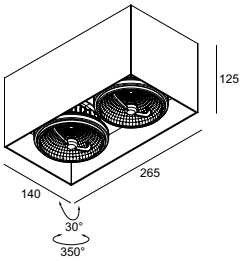

CRI > 80	GRID ON 111 LED (NEW)	GRID ON 211 LED (NEW)
2700 K	LED 111 LAMP 13W / 730lm / 350mA	2 x LED 111 LAMP 13W / 730lm / 350mA
FE / REFL FL 24°	**202 673 1822 ED8** ◇ ◇ = B / W	**202 673 2822 ED8** ◇ ◇ = B / W
	ADJUSTABLE 0°- 30° / 350° MAINS DIMMING (FE) G53 / 220-240V / 50-60Hz CE 1,5 IP20	ADJUSTABLE 0°- 30° / 350° MAINS DIMMING (FE) G53 / 220-240V / 50-60Hz CE 2,5 IP20

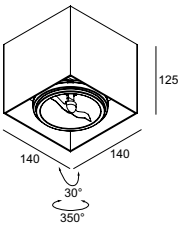

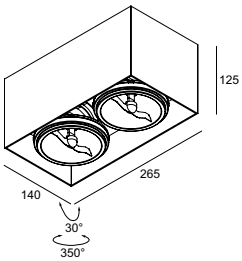

GRID ON 111	GRID ON 211
QR-LP111 max.35W	2 x QR-LP111 max.35W
202 671 11 ◇ ◇ = B / W	**202 672 11** ◇ ◇ = B / W
ADJUSTABLE 0°- 30° / 350° G53 / 220-240V / 50-60Hz CE 1,3 IP20 1,0	ADJUSTABLE 0°- 30° / 350° G53 / 220-240V / 50-60Hz CE 2,1 IP20 1,0

KEUKENS FIERENS

LINK

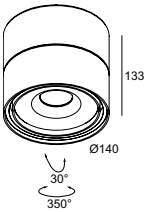

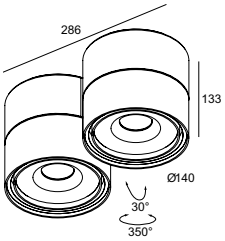

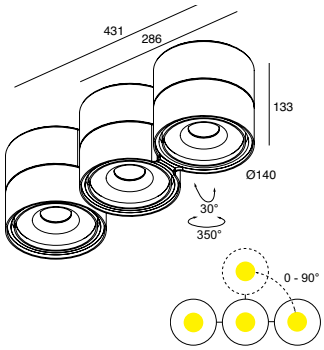

CRI > 90	LINK 1	LINK 2	LINK 3
3000 K	LED 7,1W / 774lm / 350mA	2 x LED 7,1W / 774lm / 350mA	3 x LED 7,1W / 774lm / 350mA
REFL FL 33°	**315 41 811 932** ◇ ◇ = W	**315 41 812 932** ◇ ◇ = W	**315 41 813 932** ◇ ◇ = W
2700 K	LED 7,1W / 743lm / 350mA	2 x LED 7,1W / 743lm / 350mA	3 x LED 7,1W / 743lm / 350mA
REFL FL 33°	**315 41 811 922** ◇ ◇ = W	**315 41 812 922** ◇ ◇ = W	**315 41 813 922** ◇ ◇ = W
	ADJUSTABLE 0°- 30° / 350° 120-240V / 50-60Hz CE 0,9 IP20	ADJUSTABLE 0°- 30° / 350° 120-240V / 50-60Hz CE 1,8 IP20	ADJUSTABLE 0°- 30° / 350° 120-240V / 50-60Hz CE 2,7 IP20

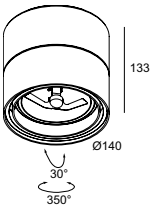

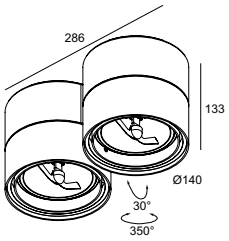

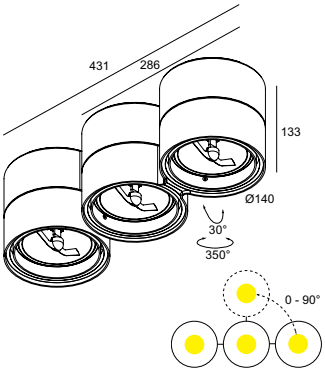

LINK 111	LINK 211	LINK 311
QR-LP111 max.50W	2 x QR-LP111 max.50W	3 x QR-LP111 max.50W
315 11 00 ◇ ◇ = W	**315 12 00** ◇ ◇ = W	**315 13 00** ◇ ◇ = W
ADJUSTABLE 0°- 30° / 350° G53 / 220-240V / 50-60Hz CE 0,7 IP20 1,0	ADJUSTABLE 0°- 30° / 350° G53 / 220-240V / 50-60Hz CE 1,4 IP20 1,0	ADJUSTABLE 0°- 30° / 350° G53 / 220-240V / 50-60Hz CE 2,1 IP20 1,0

OTHER CRI OR KELVIN ON REQUEST

P8 ARCHITECTEN

P8 ARCHITECTEN

STUDIO 2 ARCHITECTS

ULTRA S

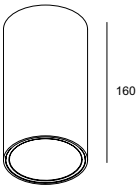

CRI > 90	ULTRA S D LED
3000 K	LED 7,1W / 774lm / 350mA
REFL FL 33°	**279 72 811 932** ◇ ◇ = B-MMAT / W-B / W-W
2700 K	LED 7,1W / 743lm / 350mA
REFL FL 33°	**279 72 811 922** ◇ ◇ = B-MMAT / W-B / W-W
	100-240V / 50-60Hz CE 1,1 IP20

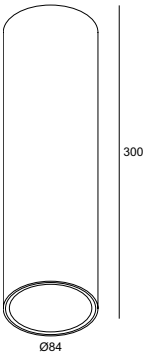

CRI > 90	ULTRA S D SOFT
2700 1800 K SOFT DIM	LED 10W / 565lm / 650mA
FE CTRL DELTA R REFL WFL 40°	**279 72 1902** ◇ ◇ = B-MMAT / W-B / W-W
	MAINS DIMMING (FE) 220-240V / 50-60Hz CE 1,1 IP20

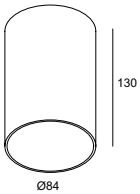

ULTRA II S (CTRL DELTA R)
1 x QPAR51 max.50W
279 72 20 ◇ ◇ = ALU / W (max.35W)
GU10 / 100-240V / 50-60Hz CE 0,5 IP20 0,5

STUDIO 2 ARCHITECTS

FULL INFO TECHNICAL CHAPTER

OPTIONS

INSTALLATION
SUSPENSION + CONNECTION TRIMLESS
328 10 02
INCL.1 x AUTOMATIC ADJUSTMENT
INCL.1 x CONNECTOR 3 x 2.5mm²

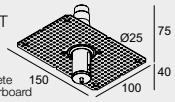

play.deltalight.com/suspensiontrimlessconcrete
play.deltalight.com/suspensiontrimlessplasterboard

SUSPENSION + CONNECTION TRIMLESS

ULTRA C D LED

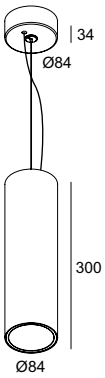

CRI > 90	ULTRA C D LED
3000 K	LED 7,1W / 774lm / 350mA
FE REFL FL 33°	**279 73 811 932 ED8** ◇ ◇ = B-MMAT / W-B / W-W
2700 K	LED 7,1W / 743lm / 350mA
FE REFL FL 33°	**279 73 811 922 ED8** ◇ ◇ = B-MMAT / W-B / W-W
	INCL.1 x CABLE SUSP. SINGLE AUTO. 1.6m INCL.1 x CABLE 2 x 0.75mm² MAINS DIMMING (FE) 220-240V / 0 I 50-60Hz CE 1,1 IP20 OPTIONS SUSPENSION + CONNECTION TRIMLESS

CRI > 90	ULTRA C D SOFT NEW
2700 1800 K SOFT DIM	LED 10W / 565lm / 650mA
FE REFL WFL 40°	**279 73 1902 ED8** ◇ ◇ = B-MMAT / W-B / W-W
	INCL.1 x CABLE SUSP. SINGLE AUTO. 1.6m INCL.1 x CABLE 2 x 0.75mm² MAINS DIMMING (FE) 220-240V / 50-60Hz CE 1,2 IP20 OPTIONS SUSPENSION + CONNECTION TRIMLESS

OTHER CRI OR KELVIN ON REQUEST

LÍCUA SL

LÍCUA SL

TWENTY-7 ON

TWENTY-7 ON + LED FILAMENT GL95 E27

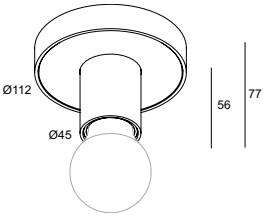

TWENTY-7 ON

1 x A60 max.20W

279 70 00 ◇
◇ = B-B / W-B / W-W

NON ADJUSTABLE
E27Ls / 100-240V / 50-60Hz

0,4 IP20

OPTIONS
LED SOLUTION - PAG TEC 8

TWENTY-7 ON + LED FILAMENT T64 E27

SPY
OVERVIEW

Minimalism, functionality and versatility are the key terms to describe this extensive collection. The Spy was designed to meet multiple lighting requirements, an ideal solution for accent lighting in residential or commercial spaces. The range features low to high lumen packages, narrow to wide beam options, recessed to surface mounted and track applications, different colour finishes and combinations, and can be equipped with multiple light refining accessories.

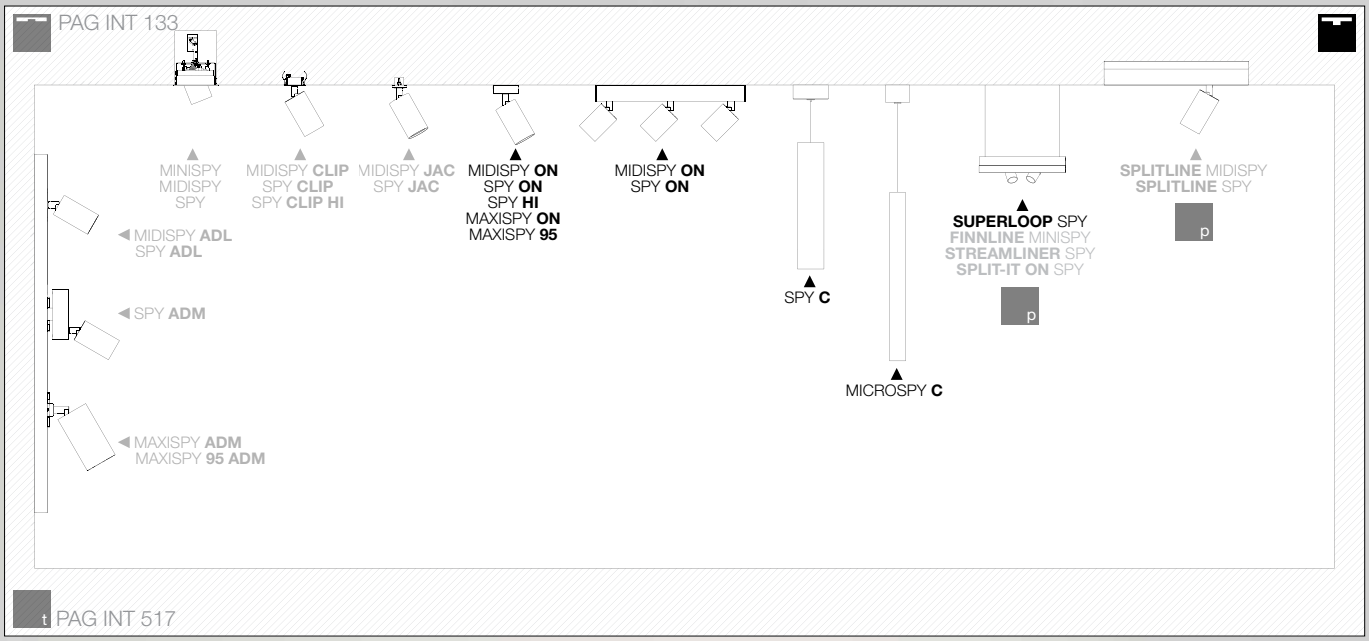

	Ø BODY	BASE			LAMP	POWER SUPPLY	PAG
MICROSPY 	Ø39	Ø57	-	✓	LED	NON DIM	INT 297
MIDISPY 	Ø45	Ø50	✓	-	LED	EXCL.	INT 299
		170 x 45 x 45	✓	-	LED	FE	INT 301
		248 x 45 x 45	✓	-	LED	FE	INT 301
		418 x 45 x 45	✓	-	LED	FE	INT 301
SPY	Ø62	Ø70	✓	-	LED	EXCL.	INT 303
			✓	-	Hi	-	INT 303
		Ø84	-	✓	LED	FE	INT 297
		170 x 45 x 45	✓	-	LED	FE	INT 307
		248 x 45 x 45	✓	-	LED	FE	INT 307
		418 x 45 x 45	✓	-	LED	FE	INT 307
MAXISPY	Ø90	Ø70	✓	-	LED	1-10V	INT 311
	Ø95	Ø70	✓	-	LED	NON DIM	INT 312
		175 x 90 x 41	✓	-	LED	NON DIM / 1-10V / DALI	INT 313

FULL INFO TECHNICAL CHAPTER

REQUIREMENTS

INSTALLATION

SPY TUBE ◇
414 01 00 ◇
◇ = B / MMAT / SG / W

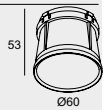

OPTIONS

INSTALLATION

SUSPENSION + CONNECTION TRIMLESS
328 10 02
INCL.1 x AUTOMATIC ADJUSTMENT
INCL.1 x CONNECTOR 3 x 2.5mm²

play.deltalight.com/suspensiontrimlessconcrete
play.deltalight.com/suspensiontrimlessplasterboard

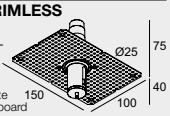

CONNECTION TRIMLESS
328 10 03
INCL.1 x CONNECTOR 3 x 2.5mm²

play.deltalight.com/suspensiontrimlessconcrete
play.deltalight.com/suspensiontrimlessplasterboard

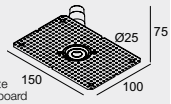

COVERSET R ◇
204 00 90 ◇ Ø90
204 00 100 ◇ Ø100
◇ = ANO / B / W

FULL INFO TECHNICAL CHAPTER

ACCESSORIES

HONEYCOMB 50 ◇ Ø50
413 03 01 ◇
◇ = B

LINEAR SPREAD LENS 50 Ø50
413 03 02

SPREAD LENS 50 Ø50
413 03 03

SOFTENING LENS 50 Ø50
413 03 04

GLASS SBL 50 Ø50
413 03 05

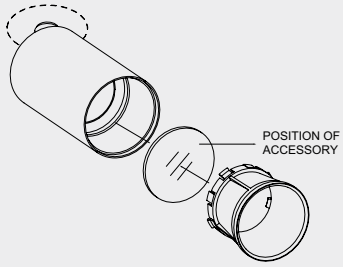

SPY TUBE B

MMAT

SG

W

SUSPENSION + CONNECTION TRIMLESS

MICROSPY 39 C

NEW

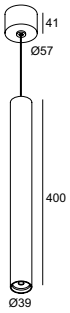

SPY C

NEW

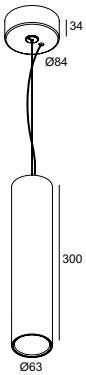

CRI > 90	MICROSPY 39 C
3000 K	LED 7,1W / 774lm / 350mA
REFL FL 24°	**279 773 811 931** ◇ ◇ = B / W
2700 K	LED 7,1W / 743lm / 350mA
REFL FL 24°	**279 773 811 921** ◇ ◇ = B / W

INCL.1 x CABLE 2 x 0.75mm² / 1.6m
110-240V / 50-60Hz

0,9 IP20

OPTIONS
CONNECTION TRIMLESS

CRI > 90	SPY C
3000 K	LED 7,1W / 774lm / 350mA
FE REFL FL 33°	**279 776 811 932 ED8** ◇ ◇ = B / W
2700 K	LED 7,1W / 743lm / 350mA
FE REFL FL 33°	**279 776 811 922 ED8** ◇ ◇ = B / W

INCL.1 x CABLE SUSP. SINGLE AUTO. 1.6m
INCL.1 x CABLE 2 x 0.75mm²
MAINS DIMMING (FE)
220-240V / 50-60Hz

1,1 IP20

REQUIREMENTS
SPY TUBE

OPTIONS
SUSPENSION + CONNECTION TRIMLESS
COVERSET R 90-100

ACCESSORIES
HONEYCOMB / LENS / GLASS

FULL INFO TECHNICAL CHAPTER

REQUIREMENTS

INSTALLATION

MIDISPY TUBE ◇
414 03 00 ◇
◇ = B / MMAT / SG / W

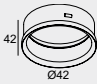

FULL INFO TECHNICAL CHAPTER

OPTIONS

CONTROL GEAR

LED POWER SUPPLY
ALL INFO ON FOLD-OUT COVER

INSTALLATION

COVERSET R ◇

204 00 62 ◇	Ø62
204 00 90 ◇	Ø90
204 00 100 ◇	Ø100

◇ = ANO / B / W

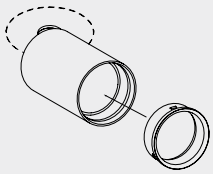

MIDISPY TUBE B

MMAT

SG

W

MIDISPY ON

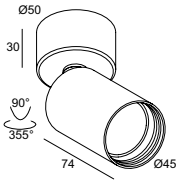

CRI > 80	MIDISPY ON
3000 K	LED [C] 4,1W / 425lm / 350mA LED [C] 6W / 558lm / 500mA
LENS FL 20°	**414 262 832 ◇** ◇ = B / W
2700 K	LED [C] 4,1W / 425lm / 350mA LED [C] 6W / 558lm / 500mA
LENS FL 20°	**414 262 822 ◇** ◇ = B / W

ADJUSTABLE 0°- 90° / 355°

CE 0,3 IP20

REQUIREMENTS
MIDISPY TUBE

OPTIONS
LED POWER SUPPLY 350-500mA-DC / DIM
COVERSET R 62-90-100

CRI > 90	
3000 K	LED [D] 6,4W / 587lm / 350mA LED [D] 9,5W / 755lm / 500mA
REFL WFL 40°	**414 261 933 ◇** ◇ = B / W
2700 K	LED [D] 6,4W / 587lm / 350mA LED [D] 9,5W / 755lm / 500mA
REFL WFL 40°	**414 261 923 ◇** ◇ = B / W

ADJUSTABLE 0°- 90° / 355°

CE 0,3 IP20

REQUIREMENTS
MIDISPY TUBE

OPTIONS
LED POWER SUPPLY 350-500mA-DC / DIM
COVERSET R 62-90-100

OTHER CRI OR KELVIN ON REQUEST

FULL INFO TECHNICAL CHAPTER **REQUIREMENTS**

INSTALLATION

MIDISPY TUBE ◇
414 03 00 ◇
◇ = B / MMAT / SG / W

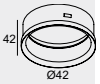

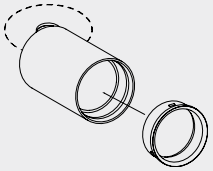

MIDISPY TUBE B

MMAT

SG

W

MIDISPY ON

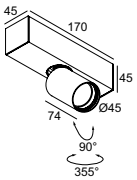

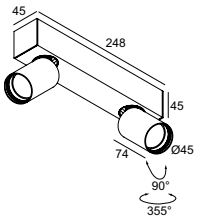

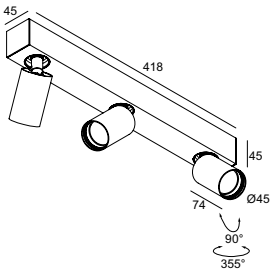

CRI > 90	MIDISPY ON 1	MIDISPY ON 2	MIDISPY ON 3
3000 K	LED 9,5W / 755lm / 500mA	2 x LED 9,5W / 755lm / 500mA	3 x LED 9,5W / 755lm / 500mA
FE REFL WFL 40°	**414 259 1933 ED8** ◇ ◇ = B / W	**414 259 2933 ED8** ◇ ◇ = B / W	**414 259 3933 ED8** ◇ ◇ = B / W
2700 K	LED 9,5W / 755lm / 500mA	2 x LED 9,5W / 755lm / 500mA	3 x LED 9,5W / 755lm / 500mA
FE REFL WFL 40°	**414 259 1923 ED8** ◇ ◇ = B / W	**414 259 2923 ED8** ◇ ◇ = B / W	**414 259 3923 ED8** ◇ ◇ = B / W
	ADJUSTABLE 0°- 90° / 355° MAINS DIMMING (FE) 220-240V / 50-60Hz 0,7 IP20 REQUIREMENTS MIDISPY TUBE	ADJUSTABLE 0°- 90° / 355° MAINS DIMMING (FE) 220-240V / 50-60Hz 1,0 IP20 REQUIREMENTS 2 x MIDISPY TUBE	ADJUSTABLE 0°- 90° / 355° MAINS DIMMING (FE) 220-240V / 50-60Hz 1,5 IP20 REQUIREMENTS 3 x MIDISPY TUBE

FULL INFO TECHNICAL CHAPTER

REQUIREMENTS

INSTALLATION

SPY TUBE ◇
414 01 00 ◇
◇ = B / MMAT / SG / W

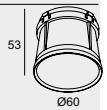

OPTIONS

CONTROL GEAR

LED POWER SUPPLY
ALL INFO ON FOLD-OUT COVER

INSTALLATION

COVERSET R ◇
204 00 90 ◇ Ø90
204 00 100 ◇ Ø100
◇ = ANO / B / W

FULL INFO TECHNICAL CHAPTER

ACCESSORIES

HONEYCOMB 50 ◇ Ø50
413 03 01 ◇
◇ = B

LINEAR SPREAD LENS 50 Ø50
413 03 02

SPREAD LENS 50 Ø50
413 03 03

SOFTENING LENS 50 Ø50
413 03 04

GLASS SBL 50 Ø50
413 03 05

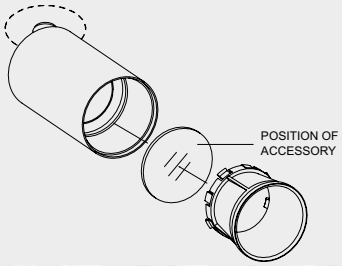

SPY TUBE B

MMAT

SG

W

SPY ON

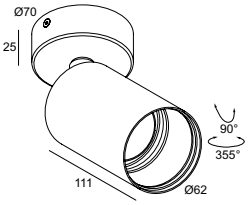

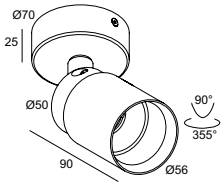

CRI > 80	SPY ON
3000 K	LED [C] 4,1W / 425lm / 350mA LED [C] 6W / 558lm / 500mA
LENS SP 15°	**414 362 831** ◇ ◇ = B / W
2700 K	LED [C] 4,1W / 425lm / 350mA LED [C] 6W / 558lm / 500mA
LENS SP 15°	**414 362 821** ◇ ◇ = B / W

ADJUSTABLE 0°- 90° / 355°

CE 0,5 IP20

REQUIREMENTS
SPY TUBE

OPTIONS
LED POWER SUPPLY 350-500mA-DC / DIM
COVERSET R 90-100

ACCESSORIES
HONEYCOMB / LENS / GLASS

CRI > 90	SPY ON HP
3000 K	LED [J] 16,8W / 1995lm / 500mA
REFL FL 33°	**414 361 21 931** ◇ ◇ = B / W
2700 K	LED [J] 16,8W / 1923lm / 500mA
REFL FL 33°	**414 361 21 921** ◇ ◇ = B / W

ADJUSTABLE 0°- 90° / 355°

CE 0,5 IP20

REQUIREMENTS
SPY TUBE

OPTIONS
LED POWER SUPPLY 500mA-DC / DIM
COVERSET R 90-100

ACCESSORIES
HONEYCOMB / LENS / GLASS

SPY ON Hi

QPAR51 max.35W

414 62 00 ◇
◇ = B / W

ADJUSTABLE 0-90° / 355°
GU10 / 100-240V / 50-60Hz

CE 0,5 IP20 0,5

OPTIONS
LED SOLUTION - PAG TEC 8

ACCESSORIES (max.20W)
HONEYCOMB / LENS / GLASS

CRI > 90	
3000 K	LED [H] 7,1W / 774lm / 350mA LED [H] 10,4W / 1075lm / 500mA
REFL SP 18°	**414 361 811 931** ◇ ◇ = B / W
REFL FL 33°	**414 361 811 932** ◇ ◇ = B / W
2700 K	LED [H] 7,1W / 743lm / 350mA LED [H] 10,4W / 1032lm / 500mA
REFL SP 18°	**414 361 811 921** ◇ ◇ = B / W
REFL FL 33°	**414 361 811 922** ◇ ◇ = B / W

ADJUSTABLE 0°- 90° / 355°

CE 0,5 IP20

REQUIREMENTS
SPY TUBE

OPTIONS
LED POWER SUPPLY 350-500mA-DC / DIM
COVERSET R 90-100

ACCESSORIES
HONEYCOMB / LENS / GLASS

OTHER CRI OR KELVIN ON REQUEST

FULL INFO TECHNICAL CHAPTER

OPTIONS

INSTALLATION

COVERSET R ◇

204 00 90 ◇	Ø90
204 00 100 ◇	Ø100

◇ = ANO / B / W

CONTROL GEAR

LED POWER SUPPLY
ALL INFO ON FOLD-OUT COVER

SPY FOCUS ON

NEW

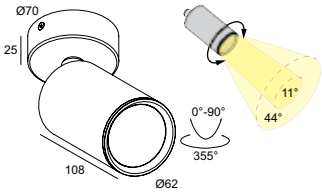

CRI > 90	SPY FOCUS ON
3000 K	LED [H] 7,1W / 774lm / 350mA LED [H] 10,4W / 1075lm / 500mA
FOCUS 11-44°	**414 365 811 93 ◇** ◇ = B / W
2700 K	LED [H] 7,1W / 743lm / 350mA LED [H] 10,4W / 1032lm / 500mA
FOCUS 11-44°	**414 365 811 92 ◇** ◇ = B / W

ADJUSTABLE 0°- 90° / 355°

CE 0,5 IP20

OPTIONS
LED POWER SUPPLY 350-500mA-DC / DIM
COVERSET R 90-100



ADJUSTABLE BEAM 11° TO 44°

OTHER CRI OR KELVIN ON REQUEST

FULL INFO TECHNICAL CHAPTER

REQUIREMENTS

INSTALLATION

SPY TUBE S ◇
414 02 00 ◇
◇ = B / MMAT / SG / W

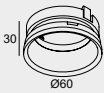

FULL INFO TECHNICAL CHAPTER

ACCESSORIES

HONEYCOMB 50 ◇ **413 03 01 ◇** ◇ = B	Ø50	
LINEAR SPREAD LENS 50 **413 03 02**	Ø50	
SPREAD LENS 50 **413 03 03**	Ø50	
SOFTENING LENS 50 **413 03 04**	Ø50	
GLASS SBL 50 **413 03 05**	Ø50	

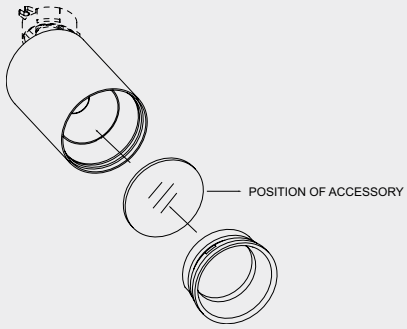

SPY TUBE S B

MMAT

SG

W

SPY ON

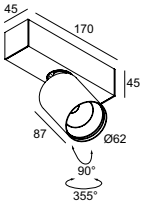

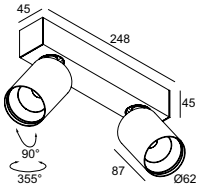

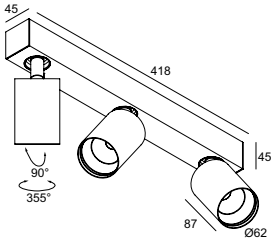

CRI > 90		SPY ON 1	SPY ON 2	SPY ON 3
3000 K		LED 10,4W / 1075lm / 500mA	2 x LED 10,4W / 1075lm / 500mA	3 x LED 10,4W / 1075lm / 500mA
FE	REFL SP 18°	**414 351 811 931 ED8** ◇ ◇ = B / W	**414 351 812 931 ED8** ◇ ◇ = B / W	**414 351 813 931 ED8** ◇ ◇ = B / W
	REFL FL 33°	**414 351 811 932 ED8** ◇ ◇ = B / W	**414 351 812 932 ED8** ◇ ◇ = B / W	**414 351 813 932 ED8** ◇ ◇ = B / W
2700 K		LED 10,4W / 1032lm / 500mA	2 x LED 10,4W / 1032lm / 500mA	3 x LED 10,4W / 1032lm / 500mA
FE	REFL SP 18°	**414 351 811 921 ED8** ◇ ◇ = B / W	**414 351 812 921 ED8** ◇ ◇ = B / W	**414 351 813 921 ED8** ◇ ◇ = B / W
	REFL FL 33°	**414 351 811 922 ED8** ◇ ◇ = B / W	**414 351 812 922 ED8** ◇ ◇ = B / W	**414 351 813 922 ED8** ◇ ◇ = B / W
		ADJUSTABLE 0°- 90° / 355° MAINS DIMMING (FE) 220-240V / 50-60Hz 0,8 IP20 REQUIREMENTS SPY TUBE S ACCESSORIES HONEYCOMB / LENS / GLASS	ADJUSTABLE 0°- 90° / 355° MAINS DIMMING (FE) 220-240V / 50-60Hz 1,2 IP20 REQUIREMENTS 2 x SPY TUBE S ACCESSORIES HONEYCOMB / LENS / GLASS	ADJUSTABLE 0°- 90° / 355° MAINS DIMMING (FE) 220-240V / 50-60Hz 1,9 IP20 REQUIREMENTS 3 x SPY TUBE S ACCESSORIES HONEYCOMB / LENS / GLASS

Architecture: gmp - von Gerkan, Marg and Partners Architects
Russian adaptation: JSC SPeCH, Moscow
Interior design: MAXIM RYMAR architectural studio

FULL INFO TECHNICAL CHAPTER

REQUIREMENTS

INSTALLATION

MAXISPY TUBE ◇
414 04 00 ◇
◇ = B / MMAT / W

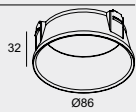

FULL INFO TECHNICAL CHAPTER

OPTIONS

INSTALLATION

COVERSET R ◇
204 00 90 ◇ Ø90
204 00 100 ◇ Ø100
◇ = ANO / B / W

FULL INFO TECHNICAL CHAPTER

ACCESSORIES

HONEYCOMB 78 ◇ Ø78
201 02 01 ◇
◇ = B

SOFTENING LENS 78 Ø78
201 02 04

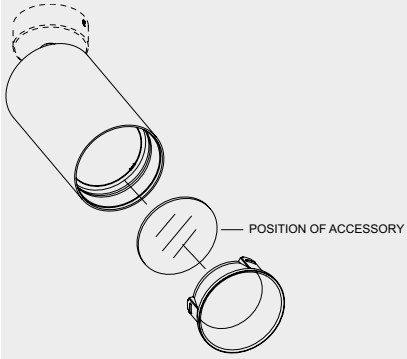

MIDISPY TUBE B

MMAT

W

MAXISPY ON

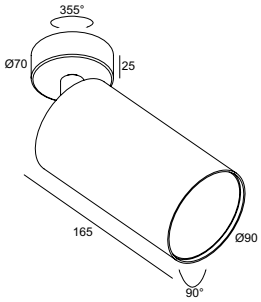

CRI > 90		MAXISPY ON
3000 K		LED 24,3W / 2752lm / 700mA
1-10V	REFL FL 20°	**414 46 21 932 ED1 ◇** ◇ = B / W
	REFL FL 35°	**414 46 21 933 ED1 ◇** ◇ = B / W
	REFL WFL 50° NEW	**414 46 21 934 ED1 ◇** ◇ = B / W
2700 K		LED 24,3W / 2653lm / 700mA
1-10V	REFL FL 20°	**414 46 21 922 ED1 ◇** ◇ = B / W
	REFL FL 35°	**414 46 21 923 ED1 ◇** ◇ = B / W
	REFL WFL 50° NEW	**414 46 21 924 ED1 ◇** ◇ = B / W

ADJUSTABLE 0°- 90° / 355°
120-240V / 50-60Hz

1,3 IP20

REQUIREMENTS
MAXISPY TUBE

OPTIONS
COVERSET R 90-100

ACCESSORIES
HONEYCOMB / LENS

FULL INFO TECHNICAL CHAPTER

REQUIREMENTS

INSTALLATION

MAXISPY 95 TUBE ◇
414 08 00 ◇
◇ = B / W

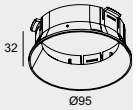

REFLECTOR 7369/H47 SP18°
414 98 18

REFLECTOR 7369/H47 WFL40°
414 98 40

REFLECTOR 7369/H51 FL20°
414 99 20

REFLECTOR 7369/H51 FL38°
414 99 38

REFLECTOR 7365/H51 WFL50°
414 99 50

FULL INFO TECHNICAL CHAPTER

OPTIONS

INSTALLATION

COVERSET R ◇
204 00 90 ◇ Ø90
204 00 100 ◇ Ø100
◇ = ANO / B / W

FULL INFO TECHNICAL CHAPTER

ACCESSORIES

HONEYCOMB 74 ◇ Ø74
414 04 01 ◇
◇ = B

SOFTENING LENS 74 Ø74
414 04 04

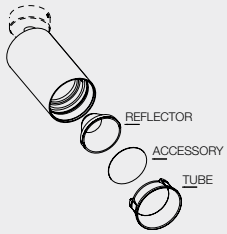

MAXISPY 95
TUBE B

W

LOCKABLE TILT

MAXISPY ON 95 HV

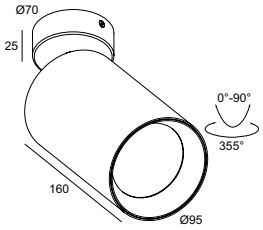

CRI > 80	MAXISPY ON 95 HV
3000 K	LED 33,3W / 2724lm
	414 66 3083 ◇ ◇ = B / W
	ADJUSTABLE 0°- 90° / 355° 220-240V / 50-60Hz CE 1,3 IP20 REQUIREMENTS MAXISPY 95 TUBE + REFLECTOR 7369/H47 SP18° or REFLECTOR 7369/H47 WFL40° OPTIONS COVERSET R 90-100 ACCESSORIES HONEYCOMB / LENS

MAXISPY ON 95

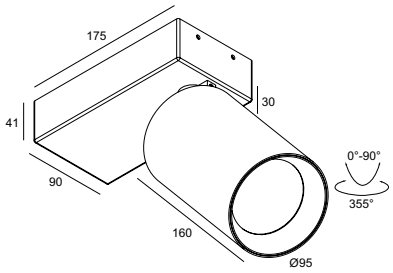

CRI > 90	MAXISPY ON 95	MAXISPY ON 95 DIM1	MAXISPY ON 95 DIM5
3000 K	LED 37,9W / 3979lm / 1050mA	LED 37,9W / 3979lm / 1050mA	LED 43,9W / 4486lm / 1200mA
NON DIM	**414 561 21 93** ◇ ◇ = B / W		
1-10V CTRL DELTA R		**414 561 21 93 ED1** ◇ ◇ = B / W	
DALI CTRL DELTA R			**414 562 21 93 ED5** ◇ ◇ = B / W
2700 K	LED 37,9W / 3837lm / 1050mA	LED 37,9W / 3837lm / 1050mA	LED 43,9W / 4324lm / 1200mA
NON DIM	**414 561 21 92** ◇ ◇ = B / W		
1-10V CTRL DELTA R		**414 561 21 92 ED1** ◇ ◇ = B / W	
DALI CTRL DELTA R			**414 562 21 92 ED5** ◇ ◇ = B / W
	ADJUSTABLE 0°- 90° / 355° 220-240V / 50-60Hz 1,8 IP20 REQUIREMENTS MAXISPY 95 TUBE + REFLECTOR 7369/H51 FL20° or REFLECTOR 7369/H51 FL38° or REFLECTOR 7365/H51 WFL50° ACCESSORIES HONEYCOMB / LENS	ADJUSTABLE 0°- 90° / 355° 110-240V / 50-60Hz 1,8 IP20 REQUIREMENTS MAXISPY 95 TUBE + REFLECTOR 7369/H51 FL20° or REFLECTOR 7369/H51 FL38° or REFLECTOR 7365/H51 WFL50° ACCESSORIES HONEYCOMB / LENS	ADJUSTABLE 0°- 90° / 355° 220-240V / 50-60Hz 1,8 IP20 REQUIREMENTS MAXISPY 95 TUBE + REFLECTOR 7369/H51 FL20° or REFLECTOR 7369/H51 FL38° or REFLECTOR 7365/H51 WFL50° ACCESSORIES HONEYCOMB / LENS

OTHER CRI OR KELVIN ON REQUEST

ARCHITECTURE: GMP - VON GERKAN, MARG AND PARTNERS ARCHITECTS
RUSSIAN ADAPTATION: JSC SPEECH, MOSCOW
INTERIOR DESIGN: MAXIM RYMAR ARCHITECTURAL STUDIO

FULL INFO TECHNICAL CHAPTER

REQUIREMENTS

INSTALLATION

SPY TUBE S ◇
414 02 00 ◇
◇ = B / MMAT / SG / W

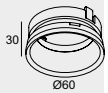

PINTOR 90 TUBE ◇
414 06 00 ◇
◇ = B / MMAT / SG / W

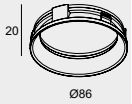

FULL INFO TECHNICAL CHAPTER

ACCESSORIES

HONEYCOMB 50 ◇ **413 03 01 ◇** ◇ = B	Ø50	
LINEAR SPREAD LENS 50 **413 03 02**	Ø50	
SPREAD LENS 50 **413 03 03**	Ø50	
SOFTENING LENS 50 **413 03 04**	Ø50	
GLASS SBL 50 **413 03 05**	Ø50	
HONEYCOMB 78 ◇ **201 02 01 ◇** ◇ = B	Ø78	
SOFTENING LENS 78 **201 02 04**	Ø78	
GLASS SBL 78 **201 02 05**	Ø78	

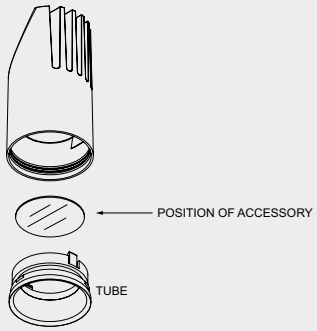

PINTOR 63 ON

NEW

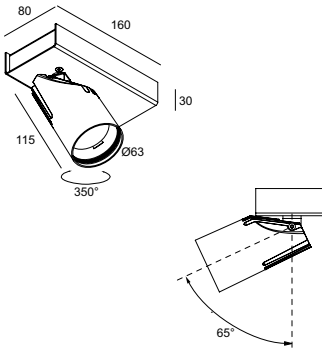

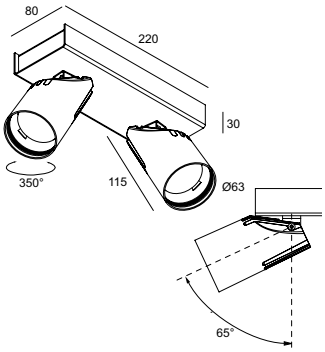

CRI > 90	PINTOR 63 ON 1	PINTOR 63 ON 2
3000 K	LED 10,4W / 1075lm / 500mA	2 x LED 10,4W / 1075lm / 500mA
FE REFL FL 33°	**202 404 811 932 ED8** ◇ ◇ = B / W	**202 404 812 932 ED8** ◇ ◇ = B / W
2700 K	LED 10,4W / 1032lm / 500mA	2 x LED 10,4W / 1032lm / 500mA
FE REFL FL 33°	**202 404 811 922 ED8** ◇ ◇ = B / W	**202 404 812 922 ED8** ◇ ◇ = B / W
	ADJUSTABLE 0°- 65° / 355° MAINS DIMMING (FE) 220-240V / 50-60Hz CE 1,3 IP20 REQUIREMENTS SPY TUBE S ACCESSORIES HONEYCOMB / LENS / GLASS	ADJUSTABLE 0°- 65° / 350° MAINS DIMMING (FE) 220-240V / 50-60Hz CE 1,2 IP20 REQUIREMENTS 2 x SPY TUBE S ACCESSORIES HONEYCOMB / LENS / GLASS

PINTOR 90 ON

NEW

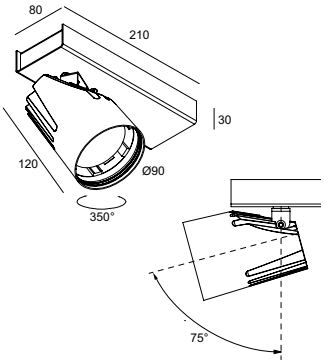

CRI > 90	PINTOR 90 ON
3000 K	LED 24,3W / 2752lm / 700mA
1-TOY PUSH REFL FL 20°	**202 409 21 932 ED7** ◇ ◇ = B / W
REFL FL 35°	**202 409 21 933 ED7** ◇ ◇ = B / W
2700 K	LED 24,3W / 2653lm / 700mA
1-TOY PUSH REFL FL 20°	**202 409 21 922 ED7** ◇ ◇ = B / W
REFL FL 33°	**202 409 21 923 ED7** ◇ ◇ = B / W
	ADJUSTABLE 0°- 75° / 350° 110-240V / 50-60Hz CE 1,9 IP20 REQUIREMENTS PINTOR 90 TUBE ACCESSORIES HONEYCOMB / LENS / GLASS

OTHER CRI OR KELVIN ON REQUEST

SUPERLOOP
OVERVIEW

A luminaire can be more than light alone. It can be functional, it can be decorative, it can be an eye catcher. This family not only exists out of circles of light, it also brings circular and squared low voltage solutions for track lighting, so general and accent lighting can be combined within one family. In this way, Superloop allows you to choose ‘functional’, by mounting adjustable Spy modules on the round or square shaped base.
It allows you to choose ‘decorative’, by mounting the light emitting circle in a horizontal way, or it allows you to choose ‘eye catcher’, by carelessly hanging the circle of light vertical, as a statement.

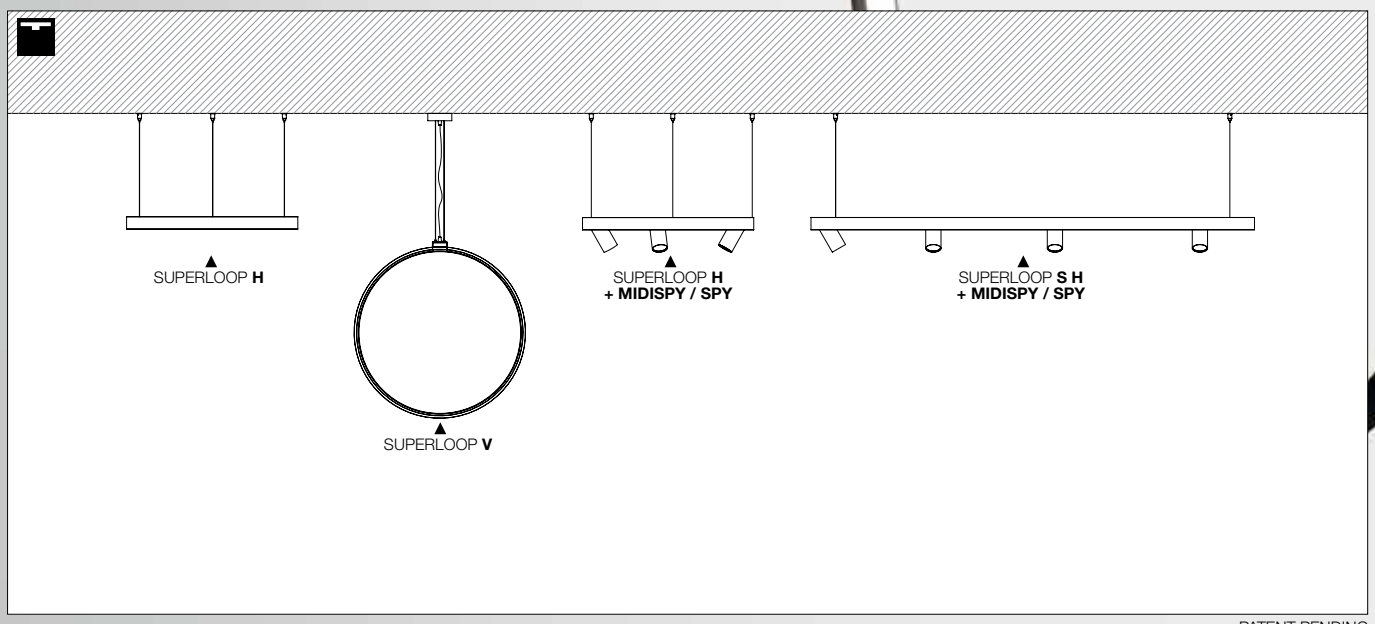

PATENT PENDING

	Ø BODY		POWER SUPPLY	PAG			
	Ø700	-	1-10V DALI	INT 323	✓	✓	✓
	Ø900	-		INT 323	✓	✓	✓
	Ø1200	-		INT 323	✓	✓	✓
	Ø1700	-		INT 323	✓	-	-
	Ø700	✓	1-10V DALI PUSH DIM WDL	INT 331	✓	-	-
	Ø900	✓		INT 331	✓	-	-
	Ø1200	✓		INT 331	✓	-	-
	Ø1700	✓		INT 331	✓	-	-
	600 x 600	✓	1-10V DALI PUSH DIM WDL	INT 333	✓	-	-
	900 x 900	✓		INT 333	✓	-	-
	1100 x 250	✓		INT 333	✓	-	-
	1700 x 250	✓		INT 333	✓	-	-

PATENT PENDING



SUPERLOOP HC 70

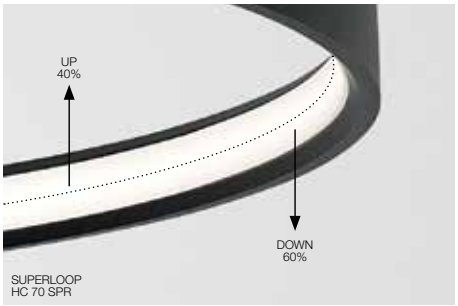

SUPERLOOP
HC 70 SPR

FULL INFO TECHNICAL CHAPTER

OPTIONS

INSTALLATION

CABLE BASE R ◇ Ø57 x 41
203 99 55 ◇
◇ = ANO / B / W

CABLE BASE S ◇ 57 x 57 x 41
203 99 56 ◇
◇ = ANO / B / W

COVERSET R ◇
204 00 62 ◇ Ø62
204 00 90 ◇ Ø90
204 00 100 ◇ Ø100
◇ = ANO / B / W

COVERSET S ◇
204 62 62 ◇ 62 x 62
204 80 80 ◇ 80 x 80
204 90 90 ◇ 90 x 90
◇ = ANO / B / W

SUPERLOOP POWERBOX L 500mA DIM1◇
321 55 205 ED1◇
◇ = B / W
120-240V / 50-60Hz IP20

SUPERLOOP POWERBOX L 700mA DIM1◇
321 55 207 ED1◇
◇ = B / W
120-240V / 50-60Hz IP20

200
Ø80

SUPERLOOP POWERBOX H 700mA DIM5◇
321 55 307 ED5◇
◇ = B / W
220-240V / 50-60Hz IP20

SUPERLOOP POWERBOX H 900mA DIM5◇
321 55 309 ED5◇
◇ = B / W
220-240V / 50-60Hz IP20

300
Ø80

SUPERLOOP POWERBOX H 1200mA DIM1◇
321 55 312 ED1◇
◇ = B / W
220-240V / 50-60Hz IP20

SUPERLOOP POWERBOX H 1700mA DIM1◇
321 55 317 ED1◇
◇ = B / W
220-240V / 50-60Hz IP20

CONTROL GEAR

LED POWER SUPPLY 500mA-DC / 33W DIM1 141 x 43 x 30
300 90 127
120-240V / 50-60Hz IP20

LED POWER SUPPLY 700mA-DC / 33W DIM1 141 x 43 x 30
300 90 128
120-240V / 50-60Hz IP20

LED POWER SUPPLY 700mA-DC / 50W DIM5 204 x 50 x 33
300 90 131
220-240V / 50-60Hz IP20

LED POWER SUPPLY 900mA-DC / 50W DIM5 204 x 50 x 33
300 90 129
220-240V / 50-60Hz IP20

LED POWER SUPPLY 1200mA-DC / 120W DIM1 240 x 59 x 40
300 90 132
220-240V / 50-60Hz IP20

LED POWER SUPPLY 1200mA-DC / 60W DIM5 220 x 85 x 31
300 90 130
220-240V / 50-60Hz IP20

LED POWER SUPPLY 1700mA-DC / 120W DIM1 240 x 59 x 40
300 90 133
220-240V / 50-60Hz IP20

DIM1: DIMMING BY 1-10V
DIM5: DIMMING BY DALI

SUPERLOOP HC

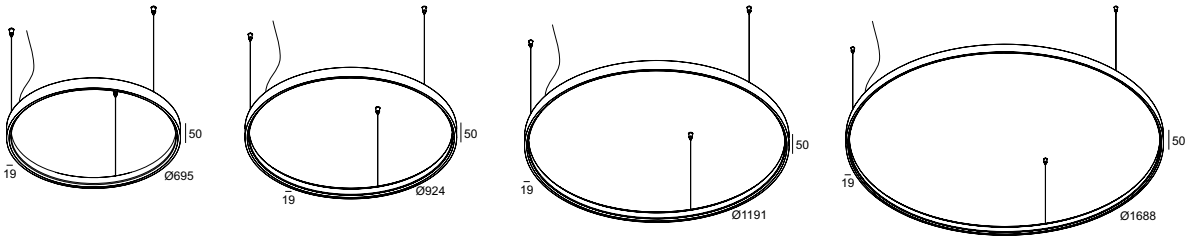

CRI > 90	SUPERLOOP HC 70 SBL	SUPERLOOP HC 90 SBL	SUPERLOOP HC 120 SBL	SUPERLOOP HC 170 SBL
3000 K	LED FLEX 20,5W / 2786lm / 500mA LED FLEX 30,3W / 3510lm / 700mA	LED FLEX 28,9W / 3845lm / 700mA LED FLEX 38,7W / 4570lm / 900mA	LED FLEX 37,2W / 4951lm / 900mA LED FLEX 51,9W / 6027lm / 1200mA	LED FLEX 49,1W / 6721lm / 1200mA LED FLEX 73,5W / 8544lm / 1700mA
	321 107 93 ◇ ◇ = B / W	**321 109 93** ◇ ◇ = B / W	**321 112 93** ◇ ◇ = B / W	**321 117 93** ◇ ◇ = B / W
	INCL.3 x CABLE SUSP. SINGLE AUTO. 3m INCL.1 x CABLE 2 x 0,75mm²	INCL.3 x CABLE SUSP. SINGLE AUTO. 3m INCL.1 x CABLE 2 x 0,75mm²	INCL.3 x CABLE SUSP. SINGLE AUTO. 3m INCL.1 x CABLE 2 x 0,75mm²	INCL.3 x CABLE SUSP. SINGLE AUTO. 3m INCL.1 x CABLE 2 x 0,75mm²
	2,3 IP20	3,0 IP20	3,9 IP20	5,5 IP20
	OPTIONS CABLE BASE R / S COVERSET R / S SUPERLOOP POWERBOX L 500mA DIM1 SUPERLOOP POWERBOX H 700mA DIM5 LED POWER SUPPLY 500mA-DC / 33W DIM1 LED POWER SUPPLY 700mA-DC / 50W DIM5	OPTIONS CABLE BASE R / S COVERSET R / S SUPERLOOP POWERBOX L 700mA DIM1 SUPERLOOP POWERBOX H 900mA DIM5 LED POWER SUPPLY 700mA-DC / 33W DIM1 LED POWER SUPPLY 900mA-DC / 50W DIM5	OPTIONS CABLE BASE R / S COVERSET R / S SUPERLOOP POWERBOX H 900mA DIM5 SUPERLOOP POWERBOX H 1200mA DIM1 LED POWER SUPPLY 900mA-DC / 50W DIM5 LED POWER SUPPLY 1200mA-DC / 120W DIM1	OPTIONS CABLE BASE R / S COVERSET R / S SUPERLOOP POWERBOX H 1200mA DIM5 SUPERLOOP POWERBOX H 1700mA DIM1 LED POWER SUPPLY 1200mA-DC / 50W DIM5 LED POWER SUPPLY 1700mA-DC / 120W DIM1

CRI > 90	SUPERLOOP HC 70 SPR	SUPERLOOP HC 90 SPR	SUPERLOOP HC 120 SPR	SUPERLOOP HC 170 SPR
3000 K	LED FLEX 20,5W / 2786lm / 500mA LED FLEX 30,3W / 3510lm / 700mA	LED FLEX 28,9W / 3845lm / 700mA LED FLEX 38,7W / 4570lm / 900mA	LED FLEX 37,2W / 4951lm / 900mA LED FLEX 51,9W / 6027lm / 1200mA	LED FLEX 51,6W / 6721lm / 1200mA LED FLEX 73,5W / 8544lm / 1700mA
	321 207 93 ◇ ◇ = B / W	**321 209 93** ◇ ◇ = B / W	**321 212 93** ◇ ◇ = B / W	**321 217 93** ◇ ◇ = B / W
	INCL.3 x CABLE SUSP. SINGLE AUTO. 3m INCL.1 x CABLE 2 x 0,75mm²	INCL.3 x CABLE SUSP. SINGLE AUTO. 3m INCL.1 x CABLE 2 x 0,75mm²	INCL.3 x CABLE SUSP. SINGLE AUTO. 3m INCL.1 x CABLE 2 x 0,75mm²	INCL.3 x CABLE SUSP. SINGLE AUTO. 3m INCL.1 x CABLE 2 x 0,75mm²
	2,3 IP20	3,0 IP20	3,9 IP20	5,5 IP20
	OPTIONS CABLE BASE R / S COVERSET R / S SUPERLOOP POWERBOX L 500mA DIM1 SUPERLOOP POWERBOX H 700mA DIM5 LED POWER SUPPLY 500mA-DC / 33W DIM1 LED POWER SUPPLY 700mA-DC / 50W DIM5	OPTIONS CABLE BASE R / S COVERSET R / S SUPERLOOP POWERBOX L 700mA DIM1 SUPERLOOP POWERBOX H 900mA DIM5 LED POWER SUPPLY 700mA-DC / 33W DIM1 LED POWER SUPPLY 900mA-DC / 50W DIM5	OPTIONS CABLE BASE R / S COVERSET R / S SUPERLOOP POWERBOX H 900mA DIM5 SUPERLOOP POWERBOX H 1200mA DIM1 LED POWER SUPPLY 900mA-DC / 50W DIM5 LED POWER SUPPLY 1200mA-DC / 120W DIM1	OPTIONS CABLE BASE R / S COVERSET R / S SUPERLOOP POWERBOX H 1200mA DIM5 SUPERLOOP POWERBOX H 1700mA DIM1 LED POWER SUPPLY 1200mA-DC / 50W DIM5 LED POWER SUPPLY 1700mA-DC / 120W DIM1

PATENT PENDING

FULL INFO TECHNICAL CHAPTER

OPTIONS

INSTALLATION

SUPERLOOP POWERBOX L 500mA DIM1 ◇
321 55 205 ED1 ◇
◇ = B / W
120-240V / 50-60Hz ▣ IP20

SUPERLOOP POWERBOX L 700mA DIM1 ◇
321 55 207 ED1 ◇
◇ = B / W
120-240V / 50-60Hz ▣ IP20

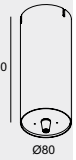

SUPERLOOP POWERBOX H 700mA DIM5 ◇
321 55 307 ED5 ◇
◇ = B / W
220-240V / 50-60Hz ▣ IP20

SUPERLOOP POWERBOX H 900mA DIM5 ◇
321 55 309 ED5 ◇
◇ = B / W
220-240V / 50-60Hz ▣ IP20



SUPERLOOP POWERBOX H 1200mA DIM1 ◇
321 55 312 ED1 ◇
◇ = B / W
220-240V / 50-60Hz ▣ IP20

CONTROL GEAR

A B C

LED POWER SUPPLY 500mA-DC / 33W DIM1 141 x 43 x 30
300 90 127
120-240V / 50-60Hz ▣ IP20

LED POWER SUPPLY 700mA-DC / 33W DIM1 141 x 43 x 30
300 90 128
120-240V / 50-60Hz ▣ IP20

LED POWER SUPPLY 700mA-DC / 50W DIM5 204 x 50 x 33
300 90 131
220-240V / 50-60Hz ▣ IP20

LED POWER SUPPLY 900mA-DC / 50W DIM5 204 x 50 x 33
300 90 129
220-240V / 50-60Hz ▣ IP20

LED POWER SUPPLY 1200mA-DC / 120W DIM1 240 x 59 x 40
300 90 132
220-240V / 50-60Hz ▣ IP20

DIM1: DIMMING BY 1-10V
DIM5: DIMMING BY DALI

SUPERLOOP VC

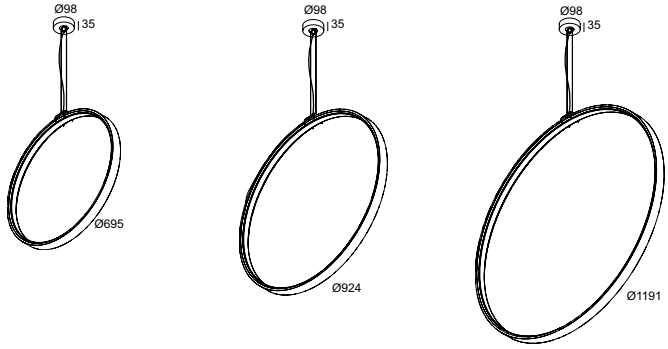

CRI > 90	SUPERLOOP VC 70 SBL	SUPERLOOP VC 90 SBL	SUPERLOOP VC 120 SBL
3000 K	LED FLEX 20,5W / 2786lm / 500mA LED FLEX 30,3W / 3510lm / 700mA	LED FLEX 28,9W / 3845lm / 700mA LED FLEX 38,7W / 4570lm / 900mA	LED FLEX 37,2W / 4951lm / 900mA LED FLEX 51,9W / 6027lm / 1200mA
	321 507 93 ◇ ◇ = B / W	**321 509 93** ◇ ◇ = B / W	**321 512 93** ◇ ◇ = B / W
	INCL.2 x CABLE SUSP. SINGLE AUTO. 3m INCL.1 x CABLE 2 x 0,75mm^2 CE 2,7 IP20 OPTIONS SUPERLOOP POWERBOX L 500mA DIM1 SUPERLOOP POWERBOX H 700mA DIM5 LED POWER SUPPLY 500mA-DC / 33W DIM1 LED POWER SUPPLY 700mA-DC / 50W DIM5	INCL.2 x CABLE SUSP. SINGLE AUTO. 3m INCL.1 x CABLE 2 x 0,75mm^2 CE 3,4 IP20 OPTIONS SUPERLOOP POWERBOX L 700mA DIM1 SUPERLOOP POWERBOX H 900mA DIM5 LED POWER SUPPLY 700mA-DC / 33W DIM1 LED POWER SUPPLY 900mA-DC / 50W DIM5	INCL.2 x CABLE SUSP. SINGLE AUTO. 3m INCL.1 x CABLE 2 x 0,75mm^2 CE 4,3 IP20 OPTIONS SUPERLOOP POWERBOX H 900mA DIM5 SUPERLOOP POWERBOX H 1200mA DIM1 LED POWER SUPPLY 900mA-DC / 50W DIM5 LED POWER SUPPLY 1200mA-DC / 120W DIM1

PATENT PENDING

FULL INFO TECHNICAL CHAPTER

OPTIONS

CONTROL GEAR A B C

LED POWER SUPPLY 500mA-DC / 33W DIM1 141 x 43 x 30
300 90 127
120-240V / 50-60Hz IP20

LED POWER SUPPLY 700mA-DC / 33W DIM1 141 x 43 x 30
300 90 128
120-240V / 50-60Hz IP20

LED POWER SUPPLY 700mA-DC / 50W DIM5 204 x 50 x 33
300 90 131
220-240V / 50-60Hz IP20

LED POWER SUPPLY 900mA-DC / 50W DIM5 204 x 50 x 33
300 90 129
220-240V / 50-60Hz IP20

LED POWER SUPPLY 1200mA-DC / 120W DIM1 240 x 59 x 40
300 90 132
220-240V / 50-60Hz IP20

DIM1: DIMMING BY 1-10V
DIM5: DIMMING BY DALI

SUPERLOOP VR



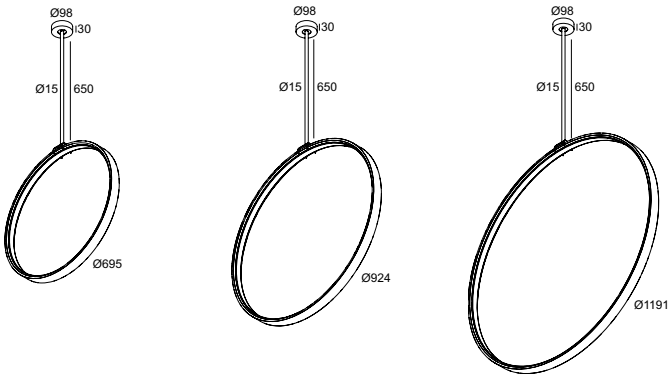

CRI > 90	SUPERLOOP VR 70 SBL	SUPERLOOP VR 90 SBL	SUPERLOOP VR 120 SBL
3000 K	LED FLEX 20,5W / 2786lm / 500mA LED FLEX 30,3W / 3510lm / 700mA	LED FLEX 28,9W / 3845lm / 700mA LED FLEX 38,7W / 4570lm / 900mA	LED FLEX 37,2W / 4951lm / 900mA LED FLEX 51,9W / 6027lm / 1200mA
	321 407 93 ◇ ◇ = B / W	**321 409 93** ◇ ◇ = B / W	**321 412 93** ◇ ◇ = B / W
	INCL.1 x ROD SUSPENSION 0,65m INCL.1 x CABLE 2 x 0,75mm² CE 3,1 IP20 OPTIONS LED POWER SUPPLY 500mA-DC / 33W DIM1 LED POWER SUPPLY 700mA-DC / 50W DIM5	INCL.1 x ROD SUSPENSION 0,65m INCL.1 x CABLE 2 x 0,75mm² CE 3,8 IP20 OPTIONS LED POWER SUPPLY 700mA-DC / 33W DIM1 LED POWER SUPPLY 900mA-DC / 50W DIM5	INCL.1 x ROD SUSPENSION 0,65m INCL.1 x CABLE 2 x 0,75mm² CE 4,7 IP20 OPTIONS LED POWER SUPPLY 900mA-DC / 50W DIM5 LED POWER SUPPLY 1200mA-DC / 120W DIM1

PATENT PENDING

FULL INFO TECHNICAL CHAPTER

REQUIREMENTS

INSTALLATION

MIDISPY TUBE ◇
414 03 00 ◇
◇ = B / MMAT / SG / W

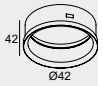

SPY TUBE ◇
414 01 00 ◇
◇ = B / MMAT / SG / W

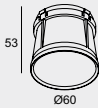

CONTROL GEAR

LED POWER SUPPLY 48V / 90W 300 89 48 90	314 x 63 x 40
LED POWER SUPPLY 48V / 100W 300 89 48 100	100 x 55 x 90
LED POWER SUPPLY 48V / 150W 300 89 48 150	240 x 60 x 49
LED POWER SUPPLY 48V / 240W 300 89 48 240	114 x 63 x 125

FULL INFO TECHNICAL CHAPTER

OPTIONS

INSTALLATION

CABLE BASE R ◇ Ø57 x 41
203 99 55 ◇
◇ = ANO / B / W

CABLE BASE S ◇ 57 x 57 x 41
203 99 56 ◇
◇ = ANO / B / W

COVERSET R ◇
204 00 62 ◇ Ø62
204 00 90 ◇ Ø90
204 00 100 ◇ Ø100
◇ = ANO / B / W

COVERSET S ◇
204 62 62 ◇ 62 x 62
204 80 80 ◇ 80 x 80
204 90 90 ◇ 90 x 90
◇ = ANO / B / W

SUPERLOOP POWERBOX L 48V-DC / 50W ◇
418 48 050 ◇
◇ = B
110-240V / 50-60Hz IP20

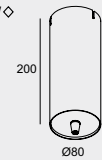

SUPERLOOP POWERBOX H 48V-DC / 100W ◇
418 48 100 ◇
◇ = B
110-240V / 50-60Hz IP20

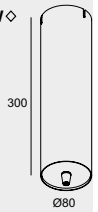

DIMMABLE MODULATOR 48V-DC DIM9 93 x 78 x 56
300 90 011
SMART 48 IN NEW

WIRELESS DIMMABLE MODULATOR 48V-DC 93 x 78 x 56
300 90 012
CRTL DELTA IN SMART 48 IN NEW

DIMMABLE MODULATION INFO PAG TEC 7
DIM9: DIMMING BY 1-10V / DALI / PUSH BUTTON

FULL INFO TECHNICAL CHAPTER

ACCESSORIES

HONEYCOMB 50 ◇ Ø50
413 03 01 ◇
◇ = B

LINEAR SPREAD LENS 50 Ø50
413 03 02

SPREAD LENS 50 Ø50
413 03 03

SOFTENING LENS 50 Ø50
413 03 04

GLASS SBL 50 Ø50
413 03 05

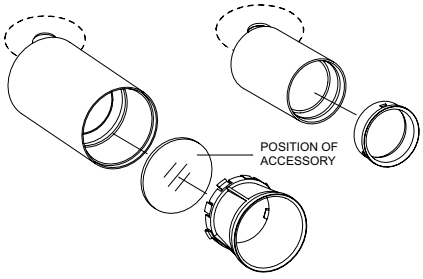

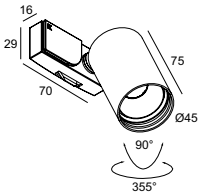

CRI > 80	SUPERLOOP-MIDISPY ON MDL
3000 K	LED 6W / 558lm / 48V-DC
MDL LENS FL 20°	**418 262 832 MDL ◇** ◇ = B
2700 K	LED 6W / 558lm / 48V-DC
MDL LENS FL 20°	**418 262 822 MDL ◇** ◇ = B

ADJUSTABLE 0-90° / 355°
CE 0,6 IP20
REQUIREMENTS
MIDISPY TUBE

CRI > 90	SUPERLOOP-MIDISPY ON MDL
3000 K	LED 9,5W / 755lm / 48V-DC
MDL REFL WFL 40°	**418 261 933 MDL ◇** ◇ = B
2700 K	LED 9,5W / 755lm / 48V-DC
MDL REFL WFL 40°	**418 261 923 MDL ◇** ◇ = B

ADJUSTABLE 0-90° / 355°
CE 0,6 IP20
REQUIREMENTS
MIDISPY TUBE

SUPERLOOP HC MDL

NEW

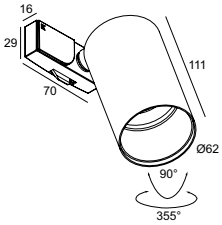

CRI > 90	SUPERLOOP-SPY ON MDL
3000 K	LED 10,4W / 1075lm / 48V-DC
MDL REFL SP 18°	**418 361 811 931 MDL** ◇ ◇ = B
REFL FL 33°	**418 361 811 932 MDL** ◇ ◇ = B
2700 K	LED 10,4W / 1032lm / 48V-DC
MDL REFL SP 18°	**418 361 811 921 MDL** ◇ ◇ = B
REFL FL 33°	**418 361 811 922 MDL** ◇ ◇ = B

ADJUSTABLE 0-90° / 355°

CE 0,5 IP20

REQUIREMENTS
SPY TUBE

ACCESSORIES
HONEYCOMB / LENS / GLASS

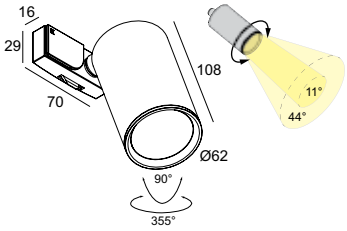

CRI > 90	SUPERLOOP-SPY FOCUS ON MDL
3000 K	LED 10,4W / 1075lm / 48V-DC
MDL FOCUS 11-44°	**418 365 811 93 MDL** ◇ ◇ = B
2700 K	LED 10,4W / 1032lm / 48V-DC
MDL FOCUS 11-44°	**418 365 811 92 MDL** ◇ ◇ = B

ADJUSTABLE 0-90° / 355°

CE 0,6 IP20

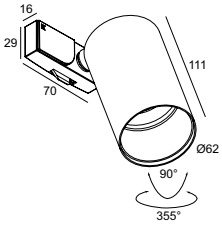

CRI > 90	SUPERLOOP-SPY ON HP MDL
3000 K	LED 16,8W / 1995lm / 48V-DC
MDL REFL FL 33°	**418 361 21 931 MDL** ◇ ◇ = B
2700 K	LED 16,8W / 1923lm / 48V-DC
MDL REFL FL 33°	**418 361 21 921 MDL** ◇ ◇ = B

ADJUSTABLE 0-90° / 355°

CE 0,5 IP20

REQUIREMENTS
SPY TUBE

ACCESSORIES
HONEYCOMB / LENS / GLASS

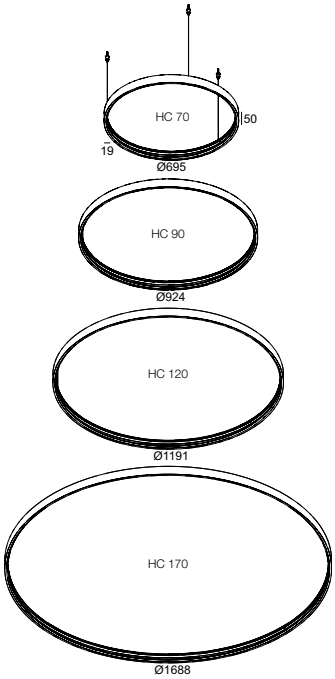

SUPERLOOP HC 70 MDL

418 481 07 ◇
◇ = B
2,3

SUPERLOOP HC 90 MDL

418 481 09 ◇
◇ = B
3,0

SUPERLOOP HC 120 MDL

418 481 12 ◇
◇ = B
3,9

SUPERLOOP HC 170 MDL

418 481 17 ◇
◇ = B
5,5

INCL.3 x CABLE SUSP. SINGLE AUTO. 3m
INCL.1 x CABLE 2 x 0,75mm²

CE IP20

REQUIREMENTS
MIDISPY / SPY ON MDL (MAX.250W)
LED POWER SUPPLY 48V-DC

OPTIONS
CABLE BASE R / S
COVERSET R / S
SUPERLOOP POWERBOX 48V-DC
DIMMABLE MODULATOR

OTHER CRI OR KELVIN ON REQUEST

PATENT PENDING

FULL INFO TECHNICAL CHAPTER

REQUIREMENTS

INSTALLATION

MIDISPY TUBE ◇
414 03 00 ◇
◇ = B / MMAT / SG / W

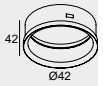

SPY TUBE ◇
414 01 00 ◇
◇ = B / MMAT / SG / W

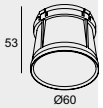

CONTROL GEAR

	A B C
LED POWER SUPPLY 48V / 90W 300 89 48 90	314 x 63 x 40
LED POWER SUPPLY 48V / 100W 300 89 48 100	100 x 55 x 90
LED POWER SUPPLY 48V / 150W 300 89 48 150	240 x 60 x 49
LED POWER SUPPLY 48V / 240W 300 89 48 240	114 x 63 x 125

FULL INFO TECHNICAL CHAPTER

OPTIONS

INSTALLATION

CABLE BASE R ◇ Ø57 x 41
203 99 55 ◇
◇ = ANO / B / W

CABLE BASE S ◇ 57 x 57 x 41
203 99 56 ◇
◇ = ANO / B / W

COVERSET R ◇
204 00 62 ◇ Ø62
204 00 90 ◇ Ø90
204 00 100 ◇ Ø100
◇ = ANO / B / W

COVERSET S ◇
204 62 62 ◇ 62 x 62
204 80 80 ◇ 80 x 80
204 90 90 ◇ 90 x 90
◇ = ANO / B / W

SUPERLOOP POWERBOX F 48V-DC / 60W ◇
300 48 060 ◇
◇ = B
110-240V / 50-60Hz IP20

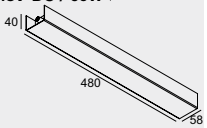

DIMMABLE MODULATOR 48V-DC DIM9 93 x 78 x 56
300 90 011
SMART 48 IN NEW

WIRELESS DIMMABLE MODULATOR 48V-DC 93 x 78 x 56
300 90 012
CRTL DELTA IN SMART 48 IN NEW

DIMMABLE MODULATION INFO PAG TEC 7
DIM9: DIMMING BY 1-10V / DALI / PUSH BUTTON

FULL INFO TECHNICAL CHAPTER

ACCESSORIES

HONEYCOMB 50 ◇ Ø50
413 03 01 ◇
◇ = B

LINEAR SPREAD LENS 50 Ø50
413 03 02

SPREAD LENS 50 Ø50
413 03 03

SOFTENING LENS 50 Ø50
413 03 04

GLASS SBL 50 Ø50
413 03 05

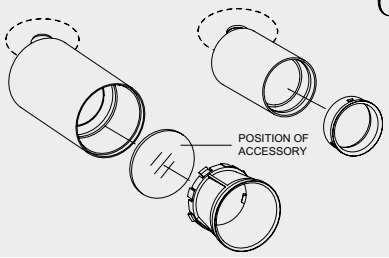

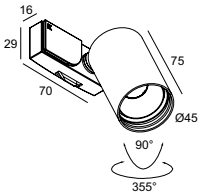

CRI > 80	SUPERLOOP-MIDISPY ON MDL
3000 K	LED 6W / 558lm / 48V-DC
MDL LENS FL 20°	**418 262 832 MDL ◇** ◇ = B
2700 K	LED 6W / 558lm / 48V-DC
MDL LENS FL 20°	**418 262 822 MDL ◇** ◇ = B
	ADJUSTABLE 0-90° / 355°
	CE 0,6 IP20
	REQUIREMENTS MIDISPY TUBE

CRI > 90	SUPERLOOP-MIDISPY ON MDL
3000 K	LED 9,5W / 755lm / 48V-DC
MDL REFL WFL 40°	**418 261 933 MDL ◇** ◇ = B
2700 K	LED 9,5W / 755lm / 48V-DC
MDL REFL WFL 40°	**418 261 923 MDL ◇** ◇ = B
	ADJUSTABLE 0-90° / 355°
	CE 0,6 IP20
	REQUIREMENTS MIDISPY TUBE

SUPERLOOP S HC MDL

NEW

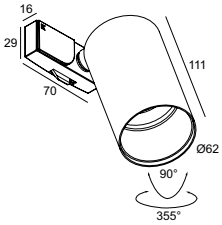

CRI > 90	SUPERLOOP-SPY ON MDL
3000 K	LED 10,4W / 1075lm / 48V-DC
MDL REFL SP 18°	**418 361 811 931 MDL** ◇ ◇ = B
REFL FL 33°	**418 361 811 932 MDL** ◇ ◇ = B
2700 K	LED 10,4W / 1032lm / 48V-DC
MDL REFL SP 18°	**418 361 811 921 MDL** ◇ ◇ = B
REFL FL 33°	**418 361 811 922 MDL** ◇ ◇ = B

ADJUSTABLE 0-90° / 355°

CE 0,5 IP20

REQUIREMENTS
SPY TUBE

ACCESSORIES
HONEYCOMB / LENS / GLASS

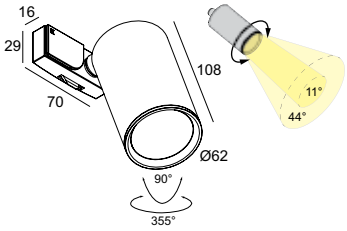

CRI > 90	SUPERLOOP-SPY FOCUS ON MDL
3000 K	LED 10,4W / 1075lm / 48V-DC
MDL FOCUS 11-44°	**418 365 811 93 MDL** ◇ ◇ = B / W
2700 K	LED 10,4W / 1032lm / 48V-DC
MDL FOCUS 11-44°	**418 365 811 92 MDL** ◇ ◇ = B / W

ADJUSTABLE 0-90° / 355°

CE 0,6 IP20

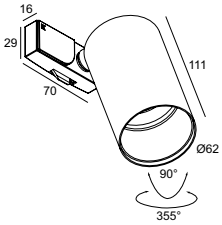

CRI > 90	SUPERLOOP-SPY ON HP MDL
3000 K	LED 16,8W / 1995lm / 48V-DC
MDL REFL FL 33°	**418 361 21 931 MDL** ◇ ◇ = B
2700 K	LED 16,8W / 1923lm / 48V-DC
MDL REFL FL 33°	**418 361 21 921 MDL** ◇ ◇ = B

ADJUSTABLE 0-90° / 355°

CE 0,5 IP20

REQUIREMENTS
SPY TUBE

ACCESSORIES
HONEYCOMB / LENS / GLASS

PATENT PENDING

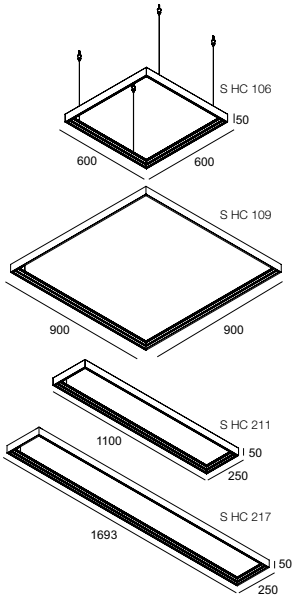

SUPERLOOP S HC 106 MDL

418 482 106 ◇
◇ = B
3,0

SUPERLOOP S HC 109 MDL

418 482 109 ◇
◇ = B
3,7

SUPERLOOP S HC 211 MDL

418 482 211 ◇
◇ = B
3,0

SUPERLOOP S HC 217 MDL

418 482 217 ◇
◇ = B
3,7

INCL.4 x CABLE SUSP. SINGLE AUTO. 3m
INCL.1 x CABLE 2 x 0,75mm²

CE IP20

REQUIREMENTS
MIDISPY / SPY ON MDL (MAX.250W)
LED POWER SUPPLY 48V-DC

OPTIONS
CABLE BASE R / S
COVERSET R / S
SUPERLOOP POWERBOX 48V-DC
DIMMABLE MODULATOR

OTHER CRI OR KELVIN ON REQUEST

ANDRE VAN DAMME

1-OAT-761

SUPER-OH!
OVERVIEW

A series of slim rings floating through space, finished either with integrated powerleds, with LED array hiding underneath an opal cover, or the more retro-look version with classic light bulbs. No matter which version you prefer, the Super-Oh! Family always ensures an eye catching solution. A symbol of infinity, without beginning or end, the ultimate geometric symbol.
Play with different sizes, combine different mounting options and experiment with down or down-up lighting, we let you lead the dance on this one. Be creative!

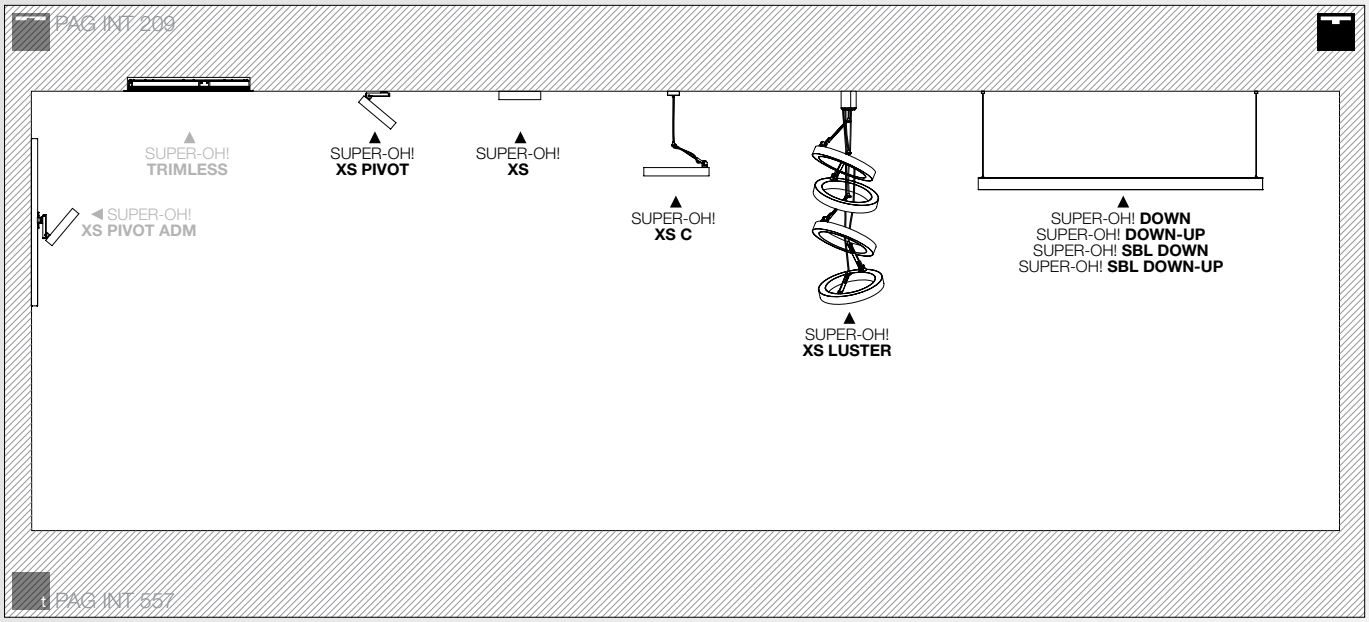

	Ø			LAMP	POWER SUPPLY	PAG	LED / PC SBL		LED		A60	
							DOWN	DOWN-UP	DOWN	DOWN-UP	DOWN	DOWN-UP
SUPER-OH! XS PIVOT	Ø250	✓	-	LED	-	INT 339	✓	-	-	-	-	-
	Ø390	✓	-	LED	-	INT 339	✓	-	-	-	-	-
SUPER-OH! XS	Ø250	-	-	LED	-	INT 339	✓	-	-	-	-	-
	Ø390	-	✓	LED	-	INT 339	✓	-	-	-	-	-
SUPER-OH!	Ø700	-	✓	LED	NON DIM	INT 341	✓	✓	✓	✓	-	-
				E27	FE		-	-	-	-	✓	-
	Ø1200	-	✓	LED	DALI	INT 341	✓	✓	✓	✓	-	-
				E27	FE		-	-	-	-	✓	-
	Ø1700	-	✓	LED	FE	INT 341	-	-	✓	✓	-	-
				E27			-	-	-	-	✓	-


INOFORMA ARCHITECTS

FULL INFO TECHNICAL CHAPTER

OPTIONS

INSTALLATION

SUPER-OH! XS CEILING BASE ◇ Ø90 x 110
308 24 99 ◇
◇ = B
MAX.8 SUPER OH! XS 39 C

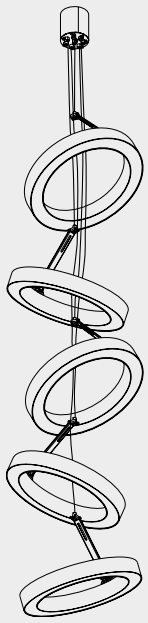
5 x SUPER-OH! XS 39 C
+ SUPER-OH! XS CEILING BASE

SUPER-OH! XS PIVOT

NEW

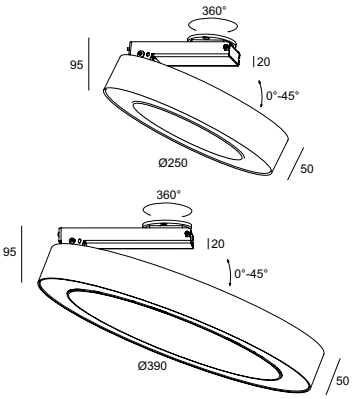

SUPER-OH! XS

NEW

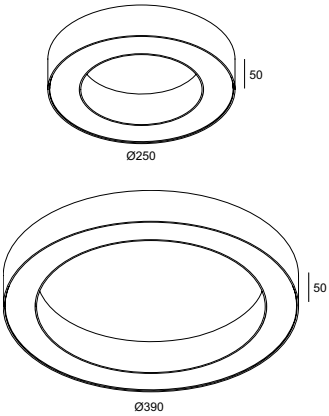

SUPER-OH! XS 39 C

NEW

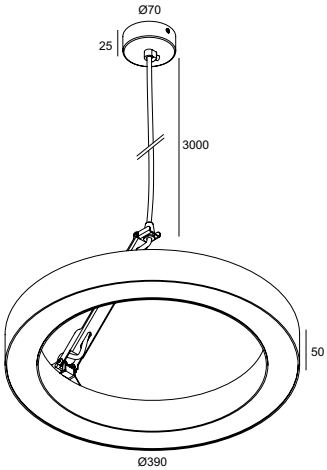

CRI > 80	SUPER-OH! XS PIVOT 25	SUPER-OH! XS 25	SUPER-OH! XS 39 C
3000 K	LED CLUSTER 13,5W / 1470lm	LED CLUSTER 13,5W / 1470lm	
FE	**308 22 02 83 ED8** ◇ ◇ = B / W	**308 21 02 83 ED8** ◇ ◇ = B / W	
	ADJUSTABLE 0-45° / 360° MAINS DIMMING (FE) 220-240V / 50-60Hz 0,9 IP20	NON ADJUSTABLE MAINS DIMMING (FE) 220-240V / 50-60Hz 0,6 IP40	

CRI > 80	SUPER-OH! XS PIVOT 39	SUPER-OH! XS 39	SUPER-OH! XS 39 C
3000 K	LED CLUSTER 25W / 2940lm	LED CLUSTER 25W / 2940lm	LED CLUSTER 25W / 2940lm
FE	**308 22 03 83 ED8** ◇ ◇ = B / W	**308 21 03 83 ED8** ◇ ◇ = B / W	**308 241 03 83 ED8** ◇ ◇ = B / W
	ADJUSTABLE 0-45° / 360° MAINS DIMMING (FE) 220-240V / 50-60Hz 1,4 IP20	NON ADJUSTABLE MAINS DIMMING (FE) 220-240V / 50-60Hz 1,1 IP40	ADJUSTABLE 0-45° INCL.CABLE 3 x 0,75mm² / 3m MAINS DIMMING (FE) 220-240V / 50-60Hz 1,4 IP20 OPTIONS SUPER-OH! XS CEILING BASE

OTHER CRI OR KELVIN ON REQUEST

FULL INFO TECHNICAL CHAPTER

OPTIONS

INSTALLATION A B C

CABLE BASE R ◇ Ø57 x 41
203 99 55 ◇
◇ = ANO / B / W

CABLE BASE S ◇ 57 x 57 x 41
203 99 56 ◇
◇ = ANO / B / W

COVERSET R ◇
204 00 62 ◇ Ø62
204 00 90 ◇ Ø90
204 00 100 ◇ Ø100
◇ = ANO / B / W

COVERSET S ◇
204 62 62 ◇ 62 x 62
204 80 80 ◇ 80 x 80
204 90 90 ◇ 90 x 90
◇ = ANO / B / W

CENTRAL SUSPENSION ◇
328 23 23 ◇
◇ = B / W
INCL.3 x CABLE SUSP. SINGLE AUTO. 3m

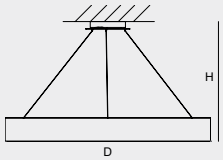

D = Ø700 = MIN H 400
D = Ø1200 = MIN H 620

CENTRAL SUSPENSION

SUPER-OH! SBL

NEW

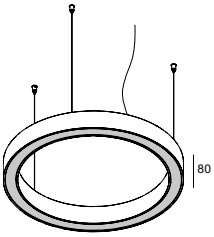

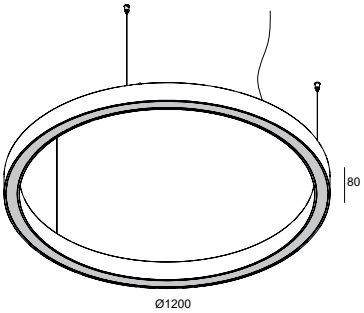

CRI > 80	SUPER-OH! SBL 70	SUPER-OH! SBL 120
3000 K	LED CLUSTER 45W / 6081lm	LED CLUSTER 75W / 10238lm
NON DIM	**308 18 07 83 ◇** ◇ = B / W	
DALI CTRL DELTA R		**308 18 12 83 ED5 ◇** ◇ = B / W
	INCL.3 x CABLE SUSP. SINGLE AUTO. 3m INCL.1 x CABLE 3 x 0,75mm² 220-240V / 0 I 50-60Hz CE 3,6 IP20 OPTIONS CABLE BASE R / S COVERSET R / S CENTRAL SUSPENSION	INCL.3 x CABLE SUSP. SINGLE AUTO. 3m INCL.1 x CABLE 5 x 0,75mm² 220-240V / 0 I 50-60Hz CE 4,8 IP20 OPTIONS CABLE BASE R / S COVERSET R / S CENTRAL SUSPENSION

CRI > 80	SUPER-OH! 70 DOWN-UP	SUPER-OH! 120 DOWN-UP
3000 K	4 x LED 2,1W / 258lm (UP) LED CLUSTER 45W / 6081lm (DOWN)	6 x LED 2,1W / 258lm (UP) LED CLUSTER 75W / 10238lm (DOWN)
NON DIM	**308 19 07 83 ◇** ◇ = B / W	
DALI CTRL DELTA R		**308 19 12 83 ED5 ◇** ◇ = B / W
	INCL.3 x CABLE SUSP. SINGLE AUTO. 3m INCL.1 x CABLE 5 x 0,75mm² CABLING 2 CIRCUITS 220-240V / 0 I 50-60Hz CE 4,6 IP20 OPTIONS CABLE BASE R / S COVERSET R / S CENTRAL SUSPENSION	INCL.3 x CABLE SUSP. SINGLE AUTO. 3m INCL.1 x CABLE 5 x 0,75mm² CABLING 2 CIRCUITS 220-240V / 0 I 50-60Hz CE 6,0 IP20 OPTIONS CABLE BASE R / S COVERSET R / S CENTRAL SUSPENSION

OTHER CRI OR KELVIN ON REQUEST

FULL INFO TECHNICAL CHAPTER

OPTIONS

INSTALLATION

CABLE BASE R ◇ Ø57 x 41
203 99 55 ◇
◇ = ANO / B / W

CABLE BASE S ◇ 57 x 57 x 41
203 99 56 ◇
◇ = ANO / B / W

COVERSET R ◇
204 00 62 ◇ Ø62
204 00 90 ◇ Ø90
204 00 100 ◇ Ø100
◇ = ANO / B / W

COVERSET S ◇
204 62 62 ◇ 62 x 62
204 80 80 ◇ 80 x 80
204 90 90 ◇ 90 x 90
◇ = ANO / B / W

CENTRAL SUSPENSION ◇
328 23 23 ◇
◇ = B / W
INCL.3 x CABLE SUSP. SINGLE AUTO. 3m

FULL INFO TECHNICAL CHAPTER

ACCESSORIES

SUPER-OH! CLIP + SOFTENING LENS ◇ NEW
201 35 00 ◇
◇ = B

25
Ø30

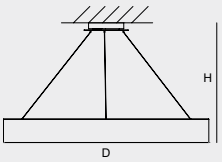

D = Ø700 = MIN H 400
D = Ø1200 = MIN H 620

SUPER-OH! CLIP + SOFTENING LENS

SUPER-OH! 120

SUPER-OH!

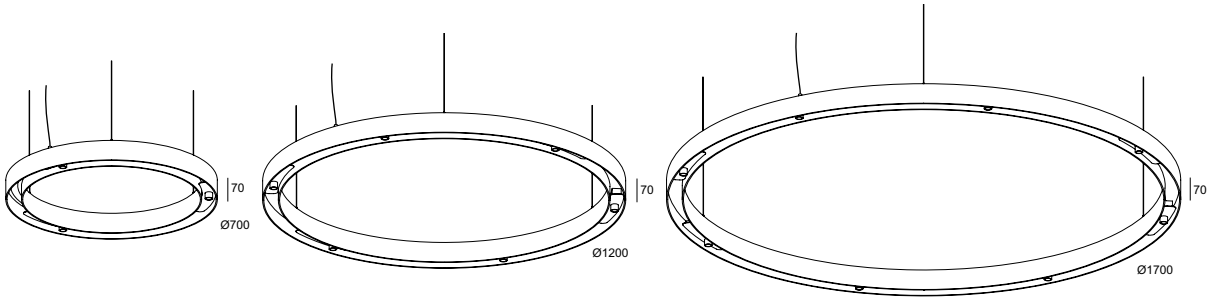

CRI > 80	SUPER-OH! 70	SUPER-OH! 120	SUPER-OH! 170
3000 K	3 x LED 6W / 558lm / 500mA	6 x LED 6W / 558lm / 500mA	8 x LED 6W / 558lm / 500mA
FE LENS FL 20°	**308 07 03 832** ◇ ◇ = B	**308 12 06 832** ◇ ◇ = B	**308 17 08 832** ◇ ◇ = B
2700 K	3 x LED 6W / 558lm / 500mA	6 x LED 6W / 558lm / 500mA	8 x LED 6W / 558lm / 500mA
FE LENS FL 20°	**308 07 03 822** ◇ ◇ = B	**308 12 06 822** ◇ ◇ = B	**308 17 08 822** ◇ ◇ = B
	INCL.3 x CABLE SUSP. SINGLE AUTO. 3m INCL.1 x CABLE 2 x 0,75mm² 220-240V / 0 I 50-60Hz MAINS DIMMING (FE) CE 5,2 IP20 OPTIONS CABLE BASE R / S CENTRAL SUSPENSION ACCESSORIES SUPER-OH! CLIP + SOFTENING LENS	INCL.3 x CABLE SUSP. SINGLE AUTO. 3m INCL.1 x CABLE 2 x 0,75mm² 220-240V / 0 I 50-60Hz MAINS DIMMING (FE) CE 9,8 IP20 OPTIONS CABLE BASE R / S CENTRAL SUSPENSION ACCESSORIES SUPER-OH! CLIP + SOFTENING LENS	INCL.3 x CABLE SUSP. SINGLE AUTO. 3m INCL.1 x CABLE 2 x 0,75mm² 220-240V / 0 I 50-60Hz MAINS DIMMING (FE) CE 14,4 IP20 OPTIONS CABLE BASE R / S CENTRAL SUSPENSION ACCESSORIES SUPER-OH! CLIP + SOFTENING LENS

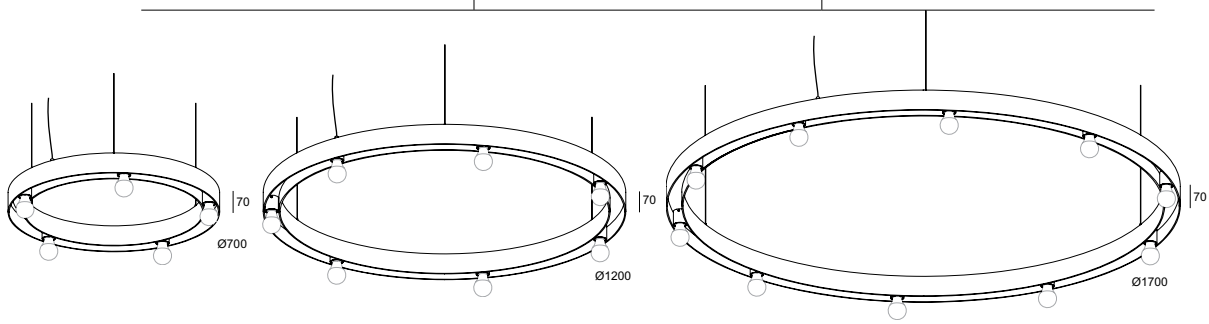

SUPER-OH! 70	SUPER-OH! 120	SUPER-OH! 170
5 x A60 max.20W	7 x A60 max.20W	10 x A60 max.20W
308 07 05 00 ◇ ◇ = B	**308 12 07 00** ◇ ◇ = B	**308 17 10 00** ◇ ◇ = B
NON ADJUSTABLE E27Ls / 100-240V / 50-60Hz INCL.3 x CABLE SUSP. SINGLE AUTO. 3m INCL.1 x CABLE 3 x 0,75mm² CE 4,2 IP20 0,1 OPTIONS CABLE BASE R / S COVERSET R 62-90-100 / S 62-80-90 **LED** SOLUTION - PAG TEC 8	NON ADJUSTABLE E27Ls / 100-240V / 50-60Hz INCL.3 x CABLE SUSP. SINGLE AUTO. 3m INCL.1 x CABLE 3 x 0,75mm² CE 8,0 IP20 0,1 OPTIONS CABLE BASE R / S COVERSET R 62-90-100 / S 62-80-90 **LED** SOLUTION - PAG TEC 8	NON ADJUSTABLE E27Ls / 100-240V / 50-60Hz INCL.3 x CABLE SUSP. SINGLE AUTO. 3m INCL.1 x CABLE3 x 0,75mm² CE 12,0 IP20 0,1 OPTIONS CABLE BASE R / S COVERSET R 62-90-100 / S 62-80-90 **LED** SOLUTION - PAG TEC 8

OTHER CRI OR KELVIN ON REQUEST

® beMatrix

FULL INFO TECHNICAL CHAPTER

OPTIONS

INSTALLATION

CABLE BASE R ◇ Ø57 x 41
203 99 55 ◇
◇ = ANO / B / W

CABLE BASE S ◇ 57 x 57 x 41
203 99 56 ◇
◇ = ANO / B / W

CENTRAL SUSPENSION ◇
328 23 23 ◇
◇ = B / W
INCL.3 x CABLE SUSP. SINGLE AUTO. 3m

FULL INFO TECHNICAL CHAPTER

ACCESSORIES

SUPER-OH! CLIP + SOFTENING LENS ◇ NEW
201 35 00 ◇
◇ = B

25
Ø30

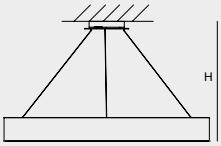

D = Ø700 = MIN H 400
D = Ø1200 = MIN H 620

SUPER-OH! CLIP + SOFTENING LENS

SUPER-OH! 70 DOWN-UP (TOP VIEW)

SUPER-OH! DOWN-UP

NEW

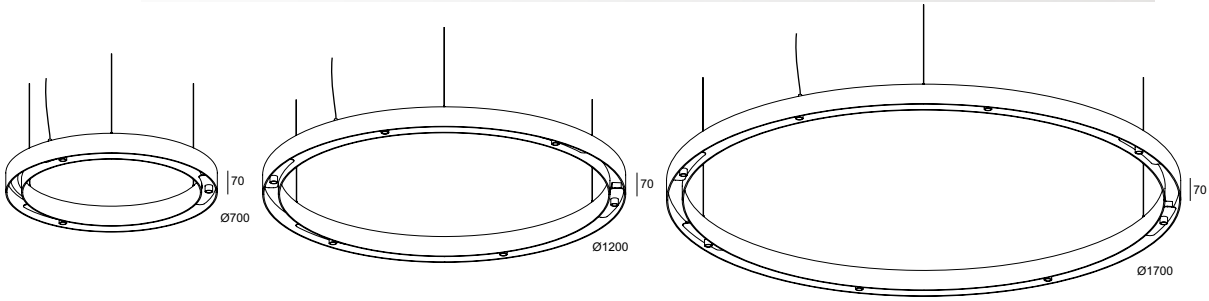

CRI > 80	SUPER-OH! 70 DOWN-UP	SUPER-OH! 120 DOWN-UP	SUPER-OH! 170 DOWN-UP
3000 K	3 x LED 6W / 558lm (DOWN) / 500mA 3 x LED 3W / 325lm (UP) / 500mA	6 x LED 6W / 558lm (DOWN) / 500mA 6 x LED 3W / 325lm (UP) / 500mA	8 x LED 6W / 558lm (DOWN) / 500mA 8 x LED 3W / 325lm (UP) / 500mA
FE LENS FL 20°	**308 07 06 832** ◇ ◇ = B	**308 12 12 832** ◇ ◇ = B	**308 17 16 832** ◇ ◇ = B
2700 K	3 x LED 6W / 558lm (DOWN) / 500mA 3 x LED 3W / 306lm (UP) / 500mA	6 x LED 6W / 558lm (DOWN) / 500mA 6 x LED 3W / 306lm (UP) / 500mA	8 x LED 6W / 558lm (DOWN) / 500mA 8 x LED 3W / 306lm (UP) / 500mA
FE LENS FL 20°	**308 07 06 822** ◇ ◇ = B	**308 12 12 822** ◇ ◇ = B	**308 17 16 822** ◇ ◇ = B
	CABLING 1 CIRCUIT INCL.3 x CABLE SUSP. SINGLE AUTO. 3m INCL.1 x CABLE 2 x 0,75mm² 220-240V / 0 I 50-60Hz MAINS DIMMING (FE) CE 5,8 IP20 OPTIONS CABLE BASE R / S CENTRAL SUSPENSION ACCESSORIES SUPER-OH! ANTI GLARE	CABLING 1 CIRCUIT INCL.3 x CABLE SUSP. SINGLE AUTO. 3m INCL.1 x CABLE 2 x 0,75mm² 220-240V / 0 I 50-60Hz MAINS DIMMING (FE) CE 11,0 IP20 OPTIONS CABLE BASE R / S CENTRAL SUSPENSION ACCESSORIES SUPER-OH! ANTI GLARE	CABLING 1 CIRCUIT INCL.3 x CABLE SUSP. SINGLE AUTO. 3m INCL.1 x CABLE 2 x 0,75mm² 220-240V / 0 I 50-60Hz MAINS DIMMING (FE) CE 16,0 IP20 OPTIONS CABLE BASE R / S CENTRAL SUSPENSION ACCESSORIES SUPER-OH! ANTI GLARE

OTHER CRI OR KELVIN ON REQUEST

OWNER MERAAS HOLDING / ARCHITECT ANNA MARIA GIANGRASSO / LIGHTING DESIGN LUMIÈRE STUDIO

XAB ARCHITECTS

2.12 ARCHITECTEN

FULL INFO TECHNICAL CHAPTER

REQUIREMENTS

INSTALLATION

PITCH 162 RECESSED KIT
274 88 014

184 x 65 max.25

0,5

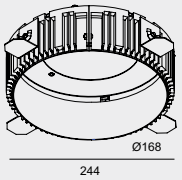

PITCH 162

PITCH 162 RECESSED KIT

PITCH 162 RECESSED

PITCH

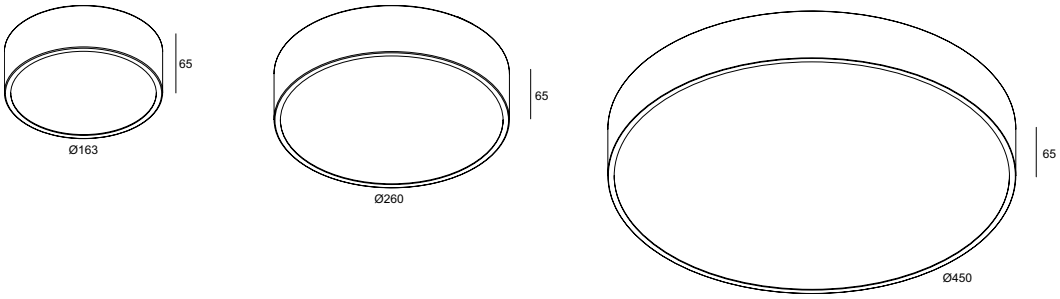

CRI > 80	PITCH 162	PITCH 260	PITCH 450
3000 K **PC SBL**	LED CLUSTER 6,5W / 670lm / 350mA	LED CLUSTER 15W / 1580lm / 24V	LED CLUSTER 22W / 2544lm / 700mA
NON DIM	**274 85 1607** ◇ ◇ = W	**274 85 2515** ◇ ◇ = W	**274 85 4535** ◇ ◇ = W
	NON ADJUSTABLE 100-240V / 50-60Hz CE 0,5 IP40 REQUIREMENT FOR RECESSED INSTALLATION PITCH 162 RECESSED KIT	NON ADJUSTABLE 220-240V / 50-60Hz CE 0,7 IP40	NON ADJUSTABLE 110-240V / 50-60Hz CE 3,0 IP40

OTHER CRI OR KELVIN ON REQUEST

SUPERNOVA
OVERVIEW

Supernova is an extensive range of pure geometrically formed lighting fixtures that guarantee powerful illumination and atmosphere. The range comes in different shapes, diameters and application possibilities. The led version features in-house developed printed circuit boards specifically engineered to provide a uniform illumination of the polycarbonate.
The Supernova is available with a 4mm Polycarbonate (PC SBL), or 2mm Polycarbonate Prismatic + 1,5mm PC SBL, providing a very enjoyable diffuse lighting effect. Presence control can and daylight simulation can now be done thanks to the optional presence detection and the tunable white versions of the Supernova.

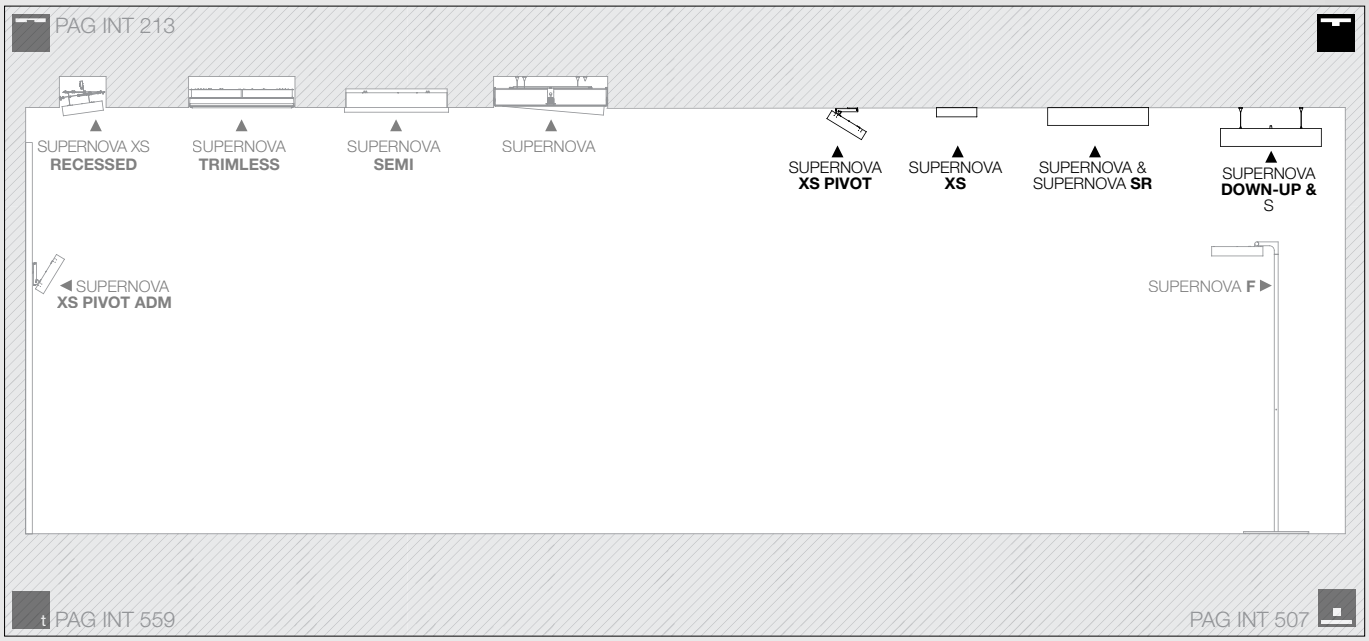

On request the Supernova can be offered in any RAL colour, matching the specific look and feel of your interior design.

To discover more, or download technical files of your preferred product, just add the product reference (without colour) or name to the deltalight.com url.
E.g. www.deltalight.com/27495120 or **www.deltalight.com/supernova**



	Ø			LAMP	2700 5700 K	PAG	PC SBL / FULL		PC SBL / LINE		PC PRISMATIC / FULL		PC PRISMATIC / LINE	
							DOWN	DOWN-UP	DOWN	DOWN-UP	DOWN	DOWN-UP	DOWN	DOWN-UP
SUPERNOVA XS PIVOT	Ø260	✓	—	LED	—	INT 355	✓	—	—	—	—	—	—	—
	Ø330	✓	—	LED	—	INT 355	✓	—	—	—	—	—	—	—
SUPERNOVA XS	Ø260	—	—	LED	—	INT 355	✓	—	—	—	—	—	—	—
	Ø330	—	—	LED	—	INT 355	✓	—	—	—	—	—	—	—
SUPERNOVA	Ø450	—	—	LED	—	INT 355	✓	—	—	—	—	—	—	—
	Ø650	—	✓	LED - T16	✓	INT 357	✓	—	✓	✓	—	—	✓	✓
	Ø950	—	✓	LED - T16	✓	INT 357	✓	—	✓	✓	—	—	✓	✓
	Ø1250	—	✓	LED - T16	✓	INT 357	✓	—	✓	✓	—	—	—	—
SUPERNOVA SR	620 x 620	—	✓	LED - T16	—	INT 373	—	—	✓	—	—	—	—	—
	310 x 1240	—	✓	LED - T16	—	INT 373	—	—	✓	—	—	—	—	—
	1240 x 1240	—	✓	LED - T16	—	INT 373	—	—	✓	—	—	—	—	—

LEVEL 3 INTERIEURARCHITECTEN

SUPERNOVA XS

NEW COLOUR B

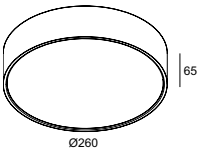

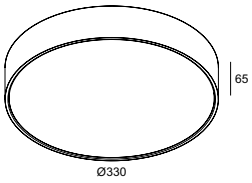

SUPERNOVA 45

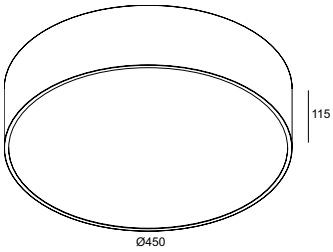

CRI > 80	SUPERNOVA XS 260		SUPERNOVA XS 330	SUPERNOVA 45
3000 K **FULL / PC SBL**	LED CLUSTER 15W / 1580lm / *		LED CLUSTER 22W / 2600lm / 1050mA	LED CLUSTER 34W / 4400lm / 700mA
NON DIM	**274 87 2515** ◇ ◇ = B / W 220-240V / 50-60Hz	*24V	**274 87 3224** ◇ ◇ = B / W 110-240V / 50-60Hz	**274 95 45 83** ◇ ◇ = W 110-240V / 50-60Hz
1-10V CTRL DELTA R	**274 87 2515 ED1** ◇ ◇ = B / W 110-240V / 50-60Hz	*600mA	**274 87 3224 ED1** ◇ ◇ = B / W 220-240V / 50-60Hz	**274 95 45 83 ED1** ◇ ◇ = W 220-240V / 50-60Hz
DALI CTRL DELTA R	**274 87 2515 ED5** ◇ ◇ = B / W 110-240V / 50-60Hz	*600mA	**274 87 3224 ED5** ◇ ◇ = B / W 220-240V / 50-60Hz	**274 95 45 83 ED5** ◇ ◇ = W 220-240V / 50-60Hz
	CE 0,8 IP40		CE 1,0 IP40	CE 3,5 IP40

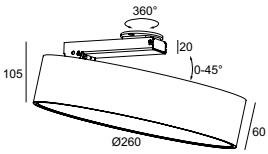

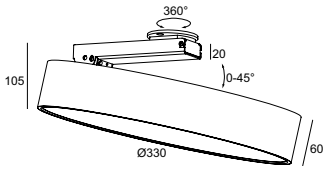

CRI > 80	SUPERNOVA XS PIVOT 260		SUPERNOVA XS PIVOT 330
3000 K **FULL / PC SBL**	LED CLUSTER 15W / 1580lm / *		LED CLUSTER 22W / 2600lm / 1050mA
NON DIM	**274 88 2515** ◇ ◇ = B / W 220-240V / 50-60Hz	*24V	**274 88 3224** ◇ ◇ = B / W 110-240V / 50-60Hz
1-10V CTRL DELTA R	**274 88 2515 ED1** ◇ ◇ = B / W 110-240V / 50-60Hz	*600mA	**274 88 3224 ED1** ◇ ◇ = B / W 220-240V / 50-60Hz
DALI CTRL DELTA R	**274 88 2515 ED5** ◇ ◇ = B / W 110-240V / 50-60Hz	*600mA	**274 88 3224 ED5** ◇ ◇ = B / W 220-240V / 50-60Hz
	CE 1,2 IP40		CE 1,4 IP40

OTHER CRI OR KELVIN ON REQUEST

SOM ARCHITECTEN

OPTIONS

INSTALLATION

SUSPENSION SET 18 3m
328 18 43
INCL. 4 x CABLE SUSP. SINGLE AUTO. 3m
INCL. 1 x CABLE 3 x 0,75mm²

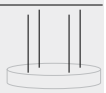

SUSPENSION SET 18 3m ED1 (FOR ED1 & ED5)
328 18 43 ED1
INCL. 4 x CABLE SUSP. SINGLE AUTO. 3m
INCL. 1 x CABLE 3 x 0,75mm²
INCL. 1 x CABLE 2 x 0,75mm²

CENTRAL ROD SUSPENSION 65 1m
328 24 61 ◇
◇ = B / W
INCL. 1 x CABLE 5 x 0,75mm²

NEW

CENTRAL ROD SUSPENSION 95 1m
328 24 91 ◇
◇ = B / W
INCL. 1 x CABLE 5 x 0,75mm²

CABLE BASE R ◇ Ø57 x 41
203 99 55 ◇
◇ = ANO / B / W

CABLE BASE S ◇ 57 x 57 x 41
203 99 56 ◇
◇ = ANO / B / W

COVERSET R ◇
204 00 62 ◇ Ø62
204 00 90 ◇ Ø90
204 00 100 ◇ Ø100
◇ = ANO / B / W

COVERSET S ◇
204 62 62 ◇ 62 x 62
204 80 80 ◇ 80 x 80
204 90 90 ◇ 90 x 90
◇ = ANO / B / W

CONTROL GEAR

DALI TO 1-10V CONVERTOR 189 x 30 x 29
385 611 ED5
max. 20x SUPERNOVA 6528
max. 9x SUPERNOVA 9526
max. 4x SUPERNOVA 12528

PRESENCE DETECTION HF SENSOR
300 90 311
EXCL.MOUNTING IN SUPERNOVA LINE
INVISIBLE MOUNTING
INFO PAG TEC 6

NEW

CENTRAL ROD SUSPENSION

SUPERNOVA

NEW COLOUR B

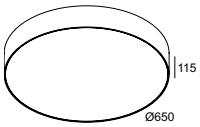

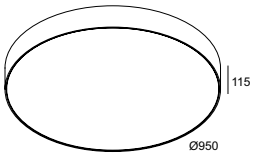

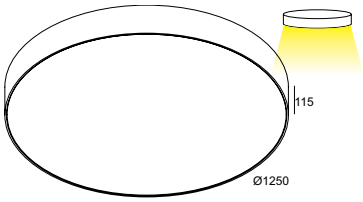

CRI > 80	SUPERNOVA 6528	SUPERNOVA 9528	SUPERNOVA 12528
3000 K **FULL / PC SBL**	LED CLUSTER 46W / 6160lm	LED CLUSTER 105W / 14140lm	LED CLUSTER 208W / 28050lm
1-10V CTRL DELTA R	**274 95 6528 ED1** ◇ ◇ = B / W	**274 95 9528 ED1** ◇ ◇ = B / W	**274 95 12528 ED1** ◇ ◇ = B / W
	120-240V / 50-60Hz CE 8,7 IP20 OPTIONS SUSPENSION SET 18 3m ED1 CABLE BASE R / S COVERSET R 62-90-100 / S 62-80-90 DALI TO 1-10V CONVERTER	120-240V / 50-60Hz CE 12,7 IP20 OPTIONS SUSPENSION SET 18 3m ED1 CABLE BASE R / S COVERSET R 62-90-100 / S 62-80-90 DALI TO 1-10V CONVERTER	120-240V / 50-60Hz CE 16,6 IP20 OPTIONS SUSPENSION SET 18 3m ED1 CABLE BASE R / S COVERSET R 62-90-100 / S 62-80-90 DALI TO 1-10V CONVERTER

CRI > 80	SUPERNOVA LINE 6583	SUPERNOVA LINE 9583	SUPERNOVA LINE 12583
3000 K **LINE / PC SBL**	LED CLUSTER 59W / 7840lm	LED CLUSTER 147W / 19600lm	LED CLUSTER 235W / 31360lm
NON DIM	**274 95 06 83** ◇ ◇ = B / W	**274 95 09 83** ◇ ◇ = B / W	**274 95 12 83** ◇ ◇ = B / W
1-10V CTRL DELTA R	**274 95 06 83 ED1** ◇ ◇ = B / W	**274 95 09 83 ED1** ◇ ◇ = B / W	**274 95 12 83 ED1** ◇ ◇ = B / W
DALI CTRL DELTA R	**274 95 06 83 ED5** ◇ ◇ = B / W	**274 95 09 83 ED5** ◇ ◇ = B / W	**274 95 12 83 ED5** ◇ ◇ = B / W
	220-240V / 0 I 50-60Hz CE 8,7 IP20 OPTIONS SUSPENSION SET 18 3m / 18 3m ED1 CABLE BASE R / S COVERSET R 62-90-100 / S 62-80-90 CENTRAL ROD SUSPENSION 65 1m PRESENCE DETECTION HF SENSOR	220-240V / 0 I 50-60Hz CE 12,7 IP20 OPTIONS SUSPENSION SET 18 3m / 18 3m ED1 CABLE BASE R / S COVERSET R 62-90-100 / S 62-80-90 CENTRAL ROD SUSPENSION 95 1m PRESENCE DETECTION HF SENSOR	220-240V / 0 I 50-60Hz CE 16,6 IP20 OPTIONS SUSPENSION SET 18 3m / 18 3m ED1 CABLE BASE R / S COVERSET R 62-90-100 / S 62-80-90 PRESENCE DETECTION HF SENSOR

CRI > 80	SUPERNOVA LINE 6583 PRISMATIC	SUPERNOVA LINE 9583 PRISMATIC
3000 K **LINE / PC PRISMATIC**	LED CLUSTER 59W / 7840lm	LED CLUSTER 147W / 19600lm
NON DIM	**274 95 06 83 PR** ◇ ◇ = B / W	**274 95 09 83 PR** ◇ ◇ = B / W
1-10V CTRL DELTA R	**274 95 06 83 PR ED1** ◇ ◇ = B / W	**274 95 09 83 PR ED1** ◇ ◇ = B / W
DALI CTRL DELTA R	**274 95 06 83 PR ED5** ◇ ◇ = B / W	**274 95 09 83 PR ED5** ◇ ◇ = B / W
	220-240V / 0 I 50-60Hz CE 8,7 IP20 OPTIONS SUSPENSION SET 18 3m / 18 3m ED1 CABLE BASE R / S COVERSET R 62-90-100 / S 62-80-90 CENTRAL ROD SUSPENSION 65 1m PRESENCE DETECTION HF SENSOR	220-240V / 0 I 50-60Hz CE 12,7 IP20 OPTIONS SUSPENSION SET 18 3m / 18 3m ED1 CABLE BASE R / S COVERSET R 62-90-100 / S 62-80-90 CENTRAL ROD SUSPENSION 95 1m PRESENCE DETECTION HF SENSOR

OTHER CRI OR KELVIN ON REQUEST

FULL INFO TECHNICAL CHAPTER

OPTIONS

INSTALLATION

SUSPENSION SET 18 3m TW ED5
328 18 43 TW ED5
INCL. 4 x CABLE SUSP. SINGLE AUTO. 3m
INCL. 1 x CABLE 3 x 0,75mm²
INCL. 1 x CABLE 5 x 0,75mm²

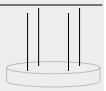

CENTRAL ROD SUSPENSION 65 1m
328 24 61 ◇
◇ = B / W
INCL. 1 x CABLE 5 x 0,75mm²

NEW

CENTRAL ROD SUSPENSION 95 1m
328 24 91 ◇
◇ = B / W
INCL. 1 x CABLE 5 x 0,75mm²

CABLE BASE R ◇ Ø57 x 41
203 99 55 ◇
◇ = ANO / B / W

CABLE BASE S ◇ 57 x 57 x 41
203 99 56 ◇
◇ = ANO / B / W

COVERSET R ◇
204 00 62 ◇ Ø62
204 00 90 ◇ Ø90
204 00 100 ◇ Ø100
◇ = ANO / B / W

COVERSET S ◇
204 62 62 ◇ 62 x 62
204 80 80 ◇ 80 x 80
204 90 90 ◇ 90 x 90
◇ = ANO / B / W

CONTROL GEAR

DALI TO 1-10V CONVERTOR 189 x 30 x 29
385 611 ED5
max. 20x SUPERNOVA 6528
max. 9x SUPERNOVA 9526
max. 4x SUPERNOVA 12528

SUPERNOVA TW

NEW

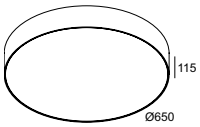

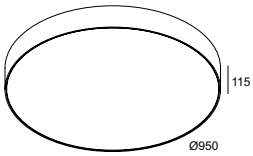

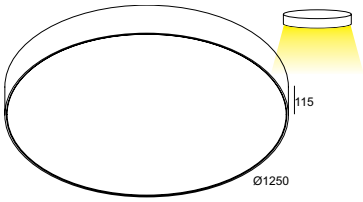

CRI > 80	SUPERNOVA LINE 65 TW	SUPERNOVA LINE 95 TW	SUPERNOVA LINE 125 TW
2700 5700 K **LINE / PC SBL**	LED CLUSTER / 51W 2700K / 6783lm - 5700K / 7538lm	LED CLUSTER / 127W 2700K / 16957lm - 5700K / 18844lm	LED CLUSTER / 203W 2700K / 27131lm - 5700K / 30150lm
DALI	**274 95 06 26 ED5** ◇ ◇ = B / W	**274 95 09 26 ED5** ◇ ◇ = B / W	**274 95 12 26 ED5** ◇ ◇ = B / W
	2 DALI CONTROL CHANNELS 220-240V / 0 I 50-60Hz 6,6 IP20 OPTIONS SUSPENSION SET 18 3m TW ED5 CABLE BASE R / S COVERSET R 62-90-100 / S 62-80-90 CENTRAL ROD SUSPENSION 65 1m	2 DALI CONTROL CHANNELS 220-240V / 0 I 50-60Hz 8,9 IP20 OPTIONS SUSPENSION SET 18 3m TW ED5 CABLE BASE R / S COVERSET R 62-90-100 / S 62-80-90 CENTRAL ROD SUSPENSION 95 1m	2 DALI CONTROL CHANNELS 220-240V / 0 I 50-60Hz 10,8 IP20 OPTIONS SUSPENSION SET 18 3m TW ED5 CABLE BASE R / S COVERSET R 62-90-100 / S 62-80-90

CAAN ARCHITECTEN

FULL INFO TECHNICAL CHAPTER

OPTIONS

INSTALLATION

CABLE BASE R ◇ Ø57 x 41
203 99 55 ◇
◇ = ANO / B / W

CABLE BASE S ◇ 57 x 57 x 41
203 99 56 ◇
◇ = ANO / B / W

COVERSET R ◇
204 00 62 ◇ Ø62
204 00 90 ◇ Ø90
204 00 100 ◇ Ø100
◇ = ANO / B / W

COVERSET S ◇
204 62 62 ◇ 62 x 62
204 80 80 ◇ 80 x 80
204 90 90 ◇ 90 x 90
◇ = ANO / B / W

PRESENCE DETECTION HF SENSOR
300 90 311
EXCL.MOUNTING IN SUPERNOVA LINE
INVISIBLE MOUNTING
INFO PAG TEC 6

NEW

SUPERNOVA DOWN-UP

NEW COLOUR B



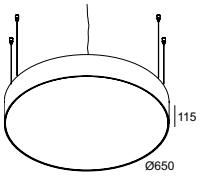

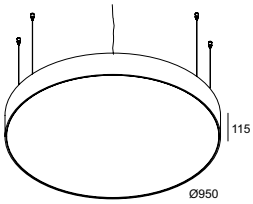

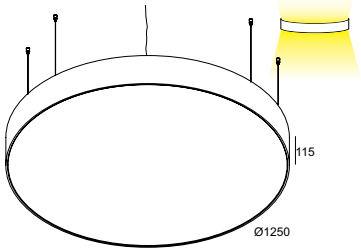

CRI > 80	SUPERNOVA LINE 6583 DOWN-UP	SUPERNOVA LINE 9583 DOWN-UP	SUPERNOVA LINE 12583 DOWN-UP
3000 K LINE / PC SBL	LED CLUSTER UP 15W / 1960lm LED CLUSTER DOWN 60W / 7840lm	LED CLUSTER UP 30W / 3920lm LED CLUSTER DOWN 150W / 19600lm	LED CLUSTER UP 45W / 5880lm LED CLUSTER DOWN 240W / 31360lm
NON DIM	**274 96 06 83** ◇ ◇ = B / W	**274 96 09 83** ◇ ◇ = B / W	**274 96 12 83** ◇ ◇ = B / W
1-10V CTRL DELTA R	**274 96 06 83 ED1** ◇ ◇ = B / W	**274 96 09 83 ED1** ◇ ◇ = B / W	**274 96 12 83 ED1** ◇ ◇ = B / W
DALI CTRL DELTA R	**274 96 06 83 ED5** ◇ ◇ = B / W	**274 96 09 83 ED5** ◇ ◇ = B / W	**274 96 12 83 ED5** ◇ ◇ = B / W
	4 x CABLE SUSP. SINGLE AUTO. 3m 1 x CABLE 5 x 0,75mm² 2 x CABLE 5 x 0,75mm² (1-10V DIM) 1 x CABLE 3 x 0,75mm² ↳ +1 x CABLE 2 x 0,75mm² (DALI DIM) CABLING 2 CIRCUITS 220-240V / 0 I 50-60Hz CE 8,7 IP20 OPTIONS CABLE BASE R / S COVERSET R 62-90-100 / S 62-80-90 PRESENCE DETECTION HF SENSOR	4 x CABLE SUSP. SINGLE AUTO. 3m 1 x CABLE 5 x 0,75mm² 2 x CABLE 5 x 0,75mm² (1-10V DIM) 1 x CABLE 3 x 0,75mm² ↳ +1 x CABLE 2 x 0,75mm² (DALI DIM) CABLING 2 CIRCUITS 220-240V / 0 I 50-60Hz CE 12,7 IP20 OPTIONS CABLE BASE R / S COVERSET R 62-90-100 / S 62-80-90 PRESENCE DETECTION HF SENSOR	4 x CABLE SUSP. SINGLE AUTO. 3m 1 x CABLE 5 x 0,75mm² 2 x CABLE 5 x 0,75mm² (1-10V DIM) 1 x CABLE 3 x 0,75mm² ↳ +1 x CABLE 2 x 0,75mm² (DALI DIM) CABLING 2 CIRCUITS 220-240V / 0 I 50-60Hz CE 16,6 IP20 OPTIONS CABLE BASE R / S COVERSET R 62-90-100 / S 62-80-90 PRESENCE DETECTION HF SENSOR

CRI > 80	SUPERNOVA LINE 6583 PRISMATIC DOWN-UP	SUPERNOVA LINE 9583 PRISMATIC DOWN-UP
3000 K LINE / PC PRISMATIC	LED CLUSTER UP 15W / 1960lm LED CLUSTER DOWN 60W / 7840lm	LED CLUSTER UP 30W / 3920lm LED CLUSTER DOWN 150W / 19600lm
NON DIM	**274 96 06 83 PR** ◇ ◇ = B / W	**274 96 09 83 PR** ◇ ◇ = B / W
1-10V CTRL DELTA R	**274 96 06 83 PR ED1** ◇ ◇ = B / W	**274 96 09 83 PR ED1** ◇ ◇ = B / W
DALI CTRL DELTA R	**274 96 06 83 PR ED5** ◇ ◇ = B / W	**274 96 09 83 PR ED5** ◇ ◇ = B / W
	4 x CABLE SUSP. SINGLE AUTO. 3m 1 x CABLE 5 x 0,75mm² 2 x CABLE 5 x 0,75mm² (1-10V DIM) 1 x CABLE 3 x 0,75mm² ↳ +1 x CABLE 2 x 0,75mm² (DALI DIM) CABLING 2 CIRCUITS 220-240V / 0 I 50-60Hz CE 8,7 IP20 OPTIONS CABLE BASE R / S COVERSET R 62-90-100 / S 62-80-90 PRESENCE DETECTION HF SENSOR	4 x CABLE SUSP. SINGLE AUTO. 3m 1 x CABLE 5 x 0,75mm² 2 x CABLE 5 x 0,75mm² (1-10V DIM) 1 x CABLE 3 x 0,75mm² ↳ +1 x CABLE 2 x 0,75mm²(DALI DIM) CABLING 2 CIRCUITS 220-240V / 0 I 50-60Hz CE 12,7 IP20 OPTIONS CABLE BASE R / S COVERSET R 62-90-100 / S 62-80-90 PRESENCE DETECTION HF SENSOR

OTHER CRI OR KELVIN ON REQUEST

HM PROJECTS

FULL INFO TECHNICAL CHAPTER

OPTIONS

INSTALLATION	A B C
CABLE BASE R ◇ **203 99 55** ◇ ◇ = ANO / B / W	Ø57 x 41
CABLE BASE S ◇ **203 99 56** ◇ ◇ = ANO / B / W	57 x 57 x 41
COVERSET R ◇	
204 00 62 ◇	Ø62
204 00 90 ◇	Ø90
204 00 100 ◇	Ø100
◇ = ANO / B / W	
COVERSET S ◇	
204 62 62 ◇	62 x 62
204 80 80 ◇	80 x 80
204 90 90 ◇	90 x 90
◇ = ANO / B / W	

SUPERNOVA TW DOWN-UP

NEW



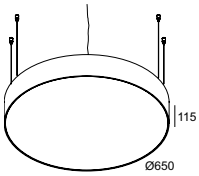

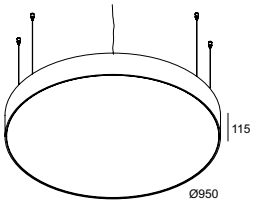

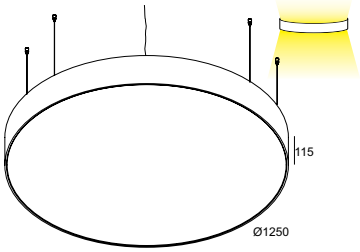

CRI > 80	SUPERNOVA LINE 65 TW DOWN-UP	SUPERNOVA LINE 95 TW DOWN-UP	SUPERNOVA LINE 125 TW DOWN-UP
2700 5700 K **LINE / PC SBL**	LED CLUSTER / 51W (DOWN) + 12W (UP) 2700K / 6783lm (DOWN) + 1695lm (UP) 5700K / 7538lm (DOWN) + 1884lm (UP)	LED CLUSTER / 127W (DOWN) + 24W (UP) 2700K / 16957lm (DOWN) + 3391lm (UP) 5700K / 18844lm (DOWN) + 3769lm (UP)	LED CLUSTER / 203W (DOWN) + 38W (UP) 2700K / 27131lm (DOWN) + 5087lm (UP) 5700K / 30150lm (DOWN) + 5654lm (UP)
DALI	**274 96 06 26 ED5** ◇ ◇ = B / W	**274 96 09 26 ED5** ◇ ◇ = B / W	**274 96 12 26 ED5** ◇ ◇ = B / W
	4 x CABLE SUSP. SINGLE AUTO. 3m 2 x CABLE 5 x 0,75mm² 4 DALI CONTROL CHANNELS 220-240V / 0 I 50-60Hz CE 8,7 IP20 OPTIONS CABLE BASE R / S COVERSET R 62-90-100 / S 62-80-90	4 x CABLE SUSP. SINGLE AUTO. 3m 2 x CABLE 5 x 0,75mm² 4 DALI CONTROL CHANNELS 220-240V / 0 I 50-60Hz CE 12,7 IP20 OPTIONS CABLE BASE R / S COVERSET R 62-90-100 / S 62-80-90	4 x CABLE SUSP. SINGLE AUTO. 3m 2 x CABLE 5 x 0,75mm² 4 DALI CONTROL CHANNELS 220-240V / 0 I 50-60Hz CE 16,6 IP20 OPTIONS CABLE BASE R / S COVERSET R 62-90-100 / S 62-80-90

KEUKENS FIERENS

FULL INFO TECHNICAL CHAPTER

OPTIONS

INSTALLATION

SUSPENSION SET 18 3m
328 18 43
INCL. 4 x CABLE SUSP. SINGLE AUTO. 3m
INCL. 1 x CABLE 3 x 0,75mm²

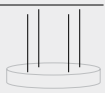

SUSPENSION SET 18 3m ED2
328 18 43 ED2
INCL. 4 x CABLE SUSP. SINGLE AUTO. 3m
INCL. 1 x CABLE 5 x 0,75mm²

CENTRAL ROD SUSPENSION 65 1m
328 24 61 ◇
◇ = B / W
INCL. 1 x CABLE 5 x 0,75mm²

NEW

CENTRAL ROD SUSPENSION 95 1m
328 24 91 ◇
◇ = B / W
INCL. 1 x CABLE 5 x 0,75mm²

CABLE BASE R ◇ Ø57 x 41
203 99 55 ◇
◇ = ANO / B / W

CABLE BASE S ◇ 57 x 57 x 41
203 99 56 ◇
◇ = ANO / B / W

COVERSET R ◇
204 00 62 ◇ Ø62
204 00 90 ◇ Ø90
204 00 100 ◇ Ø100
◇ = ANO / B / W

COVERSET S ◇
204 62 62 ◇ 62 x 62
204 80 80 ◇ 80 x 80
204 90 90 ◇ 90 x 90
◇ = ANO / B / W

SUPERNOVA

NEW COLOUR B

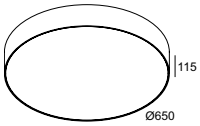

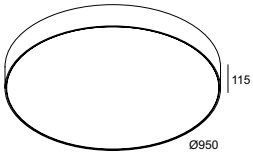

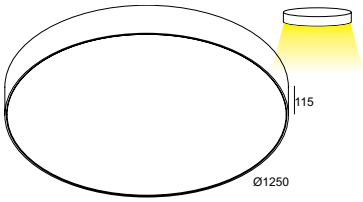

	SUPERNOVA 65	SUPERNOVA 95	SUPERNOVA 125
FLUORESCENT / PC SBL	3 x T16 14/24W 2 x TC-L 24W	4 x T16 14/24W 4 x T16 21/39W	4 x T16 21/39W 4 x T16 28/54W 2 x T16 14/24W
NON DIM	**274 95 60** ◇ ◇ = B / W	**274 95 90** ◇ ◇ = B / W	**274 95 120** ◇ ◇ = B / W
DALI PUSH / CTRL DELTA R	**274 95 60 ED2** ◇ ◇ = B / W	**274 95 90 ED2** ◇ ◇ = B / W	**274 95 120 ED2** ◇ ◇ = B / W
	G5 + 2G11 / 220-240V / 50-60Hz 10,0 IP20 OPTIONS SUSPENSION SET 18 3m / 18 3m ED2 CABLE BASE R / S COVERSET R 62-90-100 / S 62-80-90 CENTRAL ROD SUSPENSION 65 1m	G5 / 220-240V / 0 I 50-60Hz 14,5 IP20 OPTIONS SUSPENSION SET 18 3m / 18 3m ED2 CABLE BASE R / S COVERSET R 62-90-100 / S 62-80-90 CENTRAL ROD SUSPENSION 95 1m	G5 / 220-240V / 0 I 50-60Hz 19 IP20 OPTIONS SUSPENSION SET 18 3m / 18 3m ED2 CABLE BASE R / S COVERSET R 62-90-100 / S 62-80-90

UNITED CLOTHING OF BELGIUM

FULL INFO TECHNICAL CHAPTER

OPTIONS

INSTALLATION	A B C
CABLE BASE R ◇ **203 99 55** ◇ ◇ = ANO / B / W	Ø57 x 41
CABLE BASE S ◇ **203 99 56** ◇ ◇ = ANO / B / W	57 x 57 x 41
COVERSET R ◇	
204 00 62 ◇	Ø62
204 00 90 ◇	Ø90
204 00 100 ◇	Ø100
◇ = ANO / B / W	
COVERSET S ◇	
204 62 62 ◇	62 x 62
204 80 80 ◇	80 x 80
204 90 90 ◇	90 x 90
◇ = ANO / B / W	

SUPERNOVA DOWN-UP

NEW COLOUR B

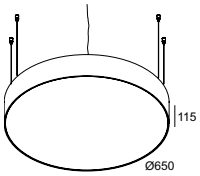

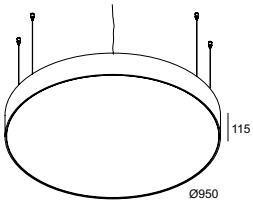

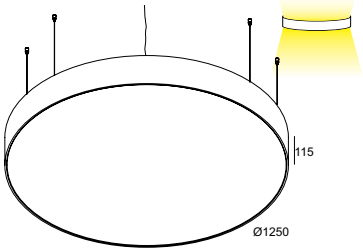

	SUPERNOVA 65 DOWN-UP	SUPERNOVA 95 DOWN-UP	SUPERNOVA 125 DOWN-UP
FLUORESCENT / PC SBL	3 x T16 14/24W 2 x TC-L 24W	4 x T16 14/24W 4 x T16 21/39W	4 x T16 21/39W 4 x T16 28/54W 2 x T16 14/24W
NON DIM	**274 96 60** ◇ ◇ = B / W	**274 96 90** ◇ ◇ = B / W	**274 96 120** ◇ ◇ = B / W
DALI PUSH / CTRL DELTA R	**274 96 60 ED2** ◇ ◇ = B / W	**274 96 90 ED2** ◇ ◇ = B / W	**274 96 120 ED2** ◇ ◇ = B / W
	INCL. 4 x CABLE SUSP. SINGLE AUTO. 3m INCL. 1 x CABLE 3 x 0,75mm² (NON DIM) INCL. 1 x CABLE 5 x 0,75mm² (ED2) G5 + 2G11 / 220-240V / 50-60Hz CE 10,0 IP20 OPTIONS CABLE BASE R / S COVERSET R 62-90-100 / S 62-80-90	INCL. 4 x CABLE SUSP. SINGLE AUTO. 3m INCL. 1 x CABLE 3 x 0,75mm² (NON DIM) INCL. 1 x CABLE 5 x 0,75mm² (ED2) G5 / 220-240V / 0 I 50-60Hz CE 14,5 IP20 OPTIONS CABLE BASE R / S COVERSET R 62-90-100 / S 62-80-90	INCL. 4 x CABLE SUSP. SINGLE AUTO. 3m INCL. 1 x CABLE 3 x 0,75mm² (NON DIM) INCL. 1 x CABLE 5 x 0,75mm² (ED2) G5 / 220-240V / 0 I 50-60Hz CE 19 IP20 OPTIONS CABLE BASE R / S COVERSET R 62-90-100 / S 62-80-90

HAHN HELTEN + ASSOZIERTE



LILAROSSO / GINETTA WEB

HANRATH ARCHITECT

VANDECANDELAERE INTERIEURBURO

OTHER CRITERIA NEW YORK

FULL INFO TECHNICAL CHAPTER

OPTIONS

INSTALLATION

SUSPENSION SET 18 3m
328 18 43
INCL. 4 x CABLE SUSP. SINGLE AUTO. 3m
INCL. 1 x CABLE 3 x 0,75mm²

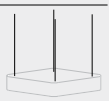

SUSPENSION SET 18 3m ED2
328 18 43 ED2
INCL. 4 x CABLE SUSP. SINGLE AUTO. 3m
INCL. 1 x CABLE 5 x 0,75mm²

SUSPENSION SET 18 3m ED1 (FOR ED1 & ED5)
328 18 43 ED1
INCL. 4 x CABLE SUSP. SINGLE AUTO. 3m
INCL. 1 x CABLE 3 x 0,75mm²
INCL. 1 x CABLE 2 x 0,75mm²

CABLE BASE R ◇ Ø57 x 41
203 99 55 ◇
◇ = ANO / B / W

CABLE BASE S ◇ 57 x 57 x 41
203 99 56 ◇
◇ = ANO / B / W

COVERSET R ◇
204 00 62 ◇ Ø62
204 00 90 ◇ Ø90
204 00 100 ◇ Ø100
◇ = ANO / B / W

COVERSET S ◇
204 62 62 ◇ 62 x 62
204 80 80 ◇ 80 x 80
204 90 90 ◇ 90 x 90
◇ = ANO / B / W

PRESENCE DETECTION HF SENSOR
300 90 311
EXCL.MOUNTING IN SUPERNOVA LINE
INVISIBLE MOUNTING
INFO PAG TEC 6

NEW

SUPERNOVA SR

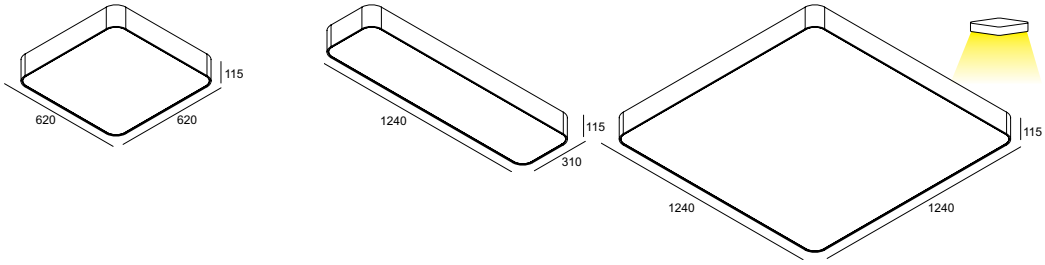

CRI > 80	SUPERNOVA LINE SR 42483 NEW	SUPERNOVA LINE SR 25483 NEW	SUPERNOVA LINE SR 65483 NEW
3000 K / LINE / PC SBL	LED CLUSTER 60W / 8136lm	LED CLUSTER 60W / 8136lm	LED CLUSTER 180W / 24408lm
NON DIM	**274 92 0606 83** ◇ ◇ = W	**274 92 0312 83** ◇ ◇ = W	**274 92 1212 83** ◇ ◇ = W
1-10V / CTRL DELTA R	**274 92 0606 83 ED1** ◇ ◇ = W	**274 92 0312 83 ED1** ◇ ◇ = W	**274 92 1212 83 ED1** ◇ ◇ = W
DALI / CTRL DELTA R	**274 92 0606 83 ED5** ◇ ◇ = W	**274 92 0312 83 ED5** ◇ ◇ = W	**274 92 1212 83 ED5** ◇ ◇ = W
	220-240V / 0 I 50-60Hz 6,0 IP20 OPTIONS SUSPENSION SET 18 3m / 18 3m ED1 CABLE BASE R / S COVERSET R 62-90-100 / S 62-80-90 PRESENCE DETECTION HF SENSOR	220-240V / 0 I 50-60Hz 6,0 IP20 OPTIONS SUSPENSION SET 18 3m / 18 3m ED1 CABLE BASE R / S COVERSET R 62-90-100 / S 62-80-90 PRESENCE DETECTION HF SENSOR	220-240V / 0 I 50-60Hz 12,0 IP20 OPTIONS SUSPENSION SET 18 3m / 18 3m ED1 CABLE BASE R / S COVERSET R 62-90-100 / S 62-80-90 PRESENCE DETECTION HF SENSOR

	SUPERNOVA SR 424	SUPERNOVA SR 254	SUPERNOVA SR 654
FLUORESCENT / PC SBL	4 x T16 14/24W	2 x T16 28/54W	6 x T16 28/54W
NON DIM	**274 92 0606** ◇ ◇ = W	**274 92 0312** ◇ ◇ = W	**274 92 1212** ◇ ◇ = W
DALI PUSH / CTRL DELTA R	**274 92 0606 ED2** ◇ ◇ = W	**274 92 0312 ED2** ◇ ◇ = W	**274 92 1212 ED2** ◇ ◇ = W
	G5 / 220-240V / 0 I 50-60Hz 6,0 IP20 OPTIONS SUSPENSION SET 18 3m / 18 3m ED2 CABLE BASE R / S COVERSET R 62-90-100 / S 62-80-90	G5 / 220-240V / 0 I 50-60Hz 6,0 IP20 OPTIONS SUSPENSION SET 18 3m / 18 3m ED2 CABLE BASE R / S COVERSET R 62-90-100 / S 62-80-90	G5 / 220-240V / 0 I 50-60Hz 22,0 IP20 OPTIONS SUSPENSION SET 18 3m / 18 3m ED2 CABLE BASE R / S COVERSET R 62-90-100 / S 62-80-90

OTHER CRI OR KELVIN ON REQUEST

KANNIBAAL / PIÈCEMONTÉE

FULL INFO TECHNICAL CHAPTER

OPTIONS

INSTALLATION	C A B
CABLE BASE R ◇ **203 99 55** ◇ ◇ = ANO / B / W	Ø57 x 41
CABLE BASE S ◇ **203 99 56** ◇ ◇ = ANO / B / W	57 x 57 x 41
COVERSET R ◇	
204 00 62 ◇	Ø62
204 00 90 ◇	Ø90
204 00 100 ◇	Ø100
◇ = ANO / B / W	
COVERSET S ◇	
204 62 62 ◇	62 x 62
204 80 80 ◇	80 x 80
204 90 90 ◇	90 x 90
◇ = ANO / B / W	

SUPERNOVA SR DOWN-UP



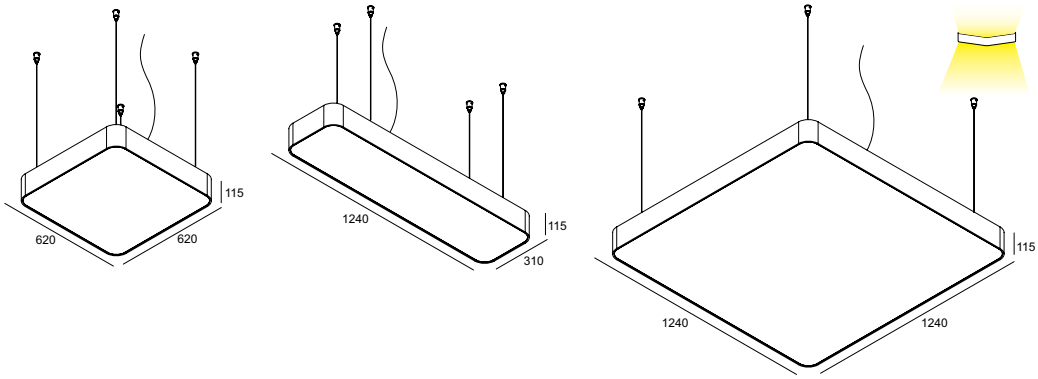

	SUPERNOVA SR 424 DOWN-UP	SUPERNOVA SR 254 DOWN-UP	SUPERNOVA SR 654 DOWN-UP
FLUORESCENT / PC SBL	4 x T16 14/24W	2 x T16 28/54W	6 x T16 28/54W
NON DIM	**274 92 0606** ◇ ◇ = W	**274 92 0312** ◇ ◇ = W	**274 92 1212** ◇ ◇ = W
DALI PUSH / DELTA R	**274 92 0606 ED2** ◇ ◇ = W	**274 92 0312 ED2** ◇ ◇ = W	**274 92 1212 ED2** ◇ ◇ = W
	INCL. 4 x CABLE SUSP. SINGLE AUTO. 3m INCL. 1 x CABLE 3 x 0,75mm² (NON DIM) INCL. 1 x CABLE 5 x 0,75mm² (ED2) G5 / 220-240V / 0 I 50-60Hz 6,0 IP20 OPTIONS CABLE BASE R / S COVERSET R 62-90-100 / S 62-80-90	INCL. 4 x CABLE SUSP. SINGLE AUTO. 3m INCL. 1 x CABLE 3 x 0,75mm² (NON DIM) INCL. 1 x CABLE 5 x 0,75mm² (ED2) G5 / 220-240V / 0 I 50-60Hz 6,0 IP20 OPTIONS CABLE BASE R / S COVERSET R 62-90-100 / S 62-80-90	INCL. 4 x CABLE SUSP. SINGLE AUTO. 3m INCL. 1 x CABLE 3 x 0,75mm² (NON DIM) INCL. 1 x CABLE 5 x 0,75mm² (ED2) G5 / 220-240V / 0 I 50-60Hz 22,0 IP20 OPTIONS CABLE BASE R / S COVERSET R 62-90-100 / S 62-80-90

GOVAERT & VANHOUTTE ARCHITECTS

FULL INFO TECHNICAL CHAPTER

OPTIONS

JACK SYSTEM

JACKPOINT ◇ **203 10 01** ◇ ◇ = A / B / W	Ø41 x 9 / 38	16 x 60
JACKPOINT TRIMLESS **328 10 04**	Ø62 x 80	60 x 80
SETPOINT ◇ **203 10 27** ◇ ◇ = PRIM	Ø85 x 43	105 x 75 max.22
FLATPOINT ◇ **203 10 06** ◇ ◇ = ALU / W	Ø45 x 5 / 41	16 x 60
DAXPOINT ◇ **203 10 03** ◇ ◇ = A / B / W	Ø65 x 6 / 35	58 x 45 max.12
SAX 1 ◇ **203 10 15** ◇ ◇ = A / W	Ø50 / Ø19 x 52	

CONTROL GEAR

LED POWER SUPPLY
ALL INFO ON FOLD-OUT COVER

TRANSFO 50W **200 46 06**	86 x 31 x 20
TRANSFO 100W **200 46 10**	107 x 35 x 21

CRI > 90

3000 K

REFL FL 33°

2700 K

REFL FL 33°

CREDO

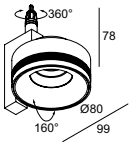

CREDO

LED [H] 7,1W / 774lm / 350mA

JAC 62 811 932 ◇
◇ = A / W

LED [H] 7,1W / 743lm / 350mA

JAC 62 811 922 ◇
◇ = A / W

0,4 IP20

OPTIONS
JACK SYSTEM
LED POWER SUPPLY 350mA-DC / DIM

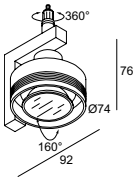

CREDO 50 JAC

1 x QR-C51 max.50W

JAC 61 00 ◇
◇ = A / W

GU5.3 / 12V

0,3 IP20 0,5

OPTIONS
JACK SYSTEM
TRANSFO

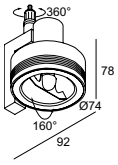

CREDO 70 JAC

1 x QR-LP70 max.50W

JAC 62 00 ◇
◇ = A / W

BA15d / 12V

0,3 IP20 1,0

OPTIONS
JACK SYSTEM
TRANFO

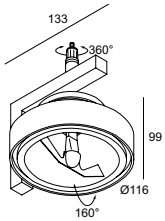

CREDO 111 JAC

1 x QR-LP111 max.100W

JAC 63 00 ◇
◇ = A / W

G53 / 12V

0,4 IP20 1,0

OPTIONS
JACK SYSTEM
TRANSFO

OTHER CRI OR KELVIN ON REQUEST

ALFREDO SARAVI - PROPORCIÓN Y ESCALA

FULL INFO TECHNICAL CHAPTER

OPTIONS

JACK SYSTEM	A B C	
JACKPOINT ◇ **203 10 01** ◇ ◇ = A / B / W	Ø41 x 9 / 38	16 x 60
JACKPOINT TRIMLESS **328 10 04**	Ø62 x 80	60 x 80
SETPOINT ◇ **203 10 27** ◇ ◇ = PRIM	Ø85 x 43	105 x 75 max.22
FLATPOINT ◇ **203 10 06** ◇ ◇ = ALU / W	Ø45 x 5 / 41	16 x 60
DAXPOINT ◇ **203 10 03** ◇ ◇ = A / B / W	Ø65 x 6 / 35	58 x 45 max.12
SAX 1 ◇ **203 10 15** ◇ ◇ = A / W	Ø50 / Ø19 x 52	

CONTROL GEAR	A B C
TRANSFO 50W **200 46 06**	86 x 31 x 20
TRANSFO 100W **200 46 10**	107 x 35 x 21

FULL INFO TECHNICAL CHAPTER

ACCESSORIES

	A B C
CLIP 111 ◇ **201 27 99 A** ◇ ◇ = A / B / W	Ø110 / H22
LENS 111 **201 47 11**	Ø100

CTRL DELTA R

RAND 111

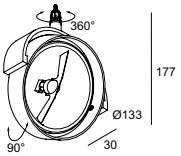

RAND 111

QR-LP111 max.100W

JAC 73 00 ◇
◇ = A / B / W

G53 / 12V

CE 0,4 IP20 1,0

OPTIONS
JACK SYSTEM
TRANSFO

ACCESSORIES
CLIP 111 + LENS

RAND

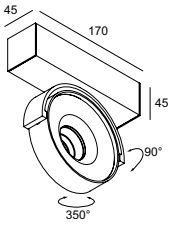

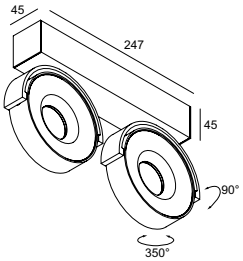

CRI > 90	RAND 1	RAND 2
3000 K	LED 7,1W / 774lm / 350mA	2 x LED 7,1W / 774lm / 350mA
REFL FL 33°	**285 52 811 932** ◇ ◇ = A / W	**285 52 812 932** ◇ ◇ = A / W
REFL WFL 50°	**285 52 811 933** ◇ ◇ = A / W	**285 52 812 933** ◇ ◇ = A / W
2700 K	LED 7,1W / 743lm / 350mA	2 x LED 7,1W / 743lm / 350mA
REFL FL 33°	**285 52 811 922** ◇ ◇ = A / W	**285 52 812 922** ◇ ◇ = A / W
REFL WFL 50°	**285 52 811 923** ◇ ◇ = A / W	**285 52 812 923** ◇ ◇ = A / W
	220-240V / 50-60Hz □ CE 0,8 IP20	220-240V / 50-60Hz □ CE 1,5 IP20

OTHER CRI OR KELVIN ON REQUEST

RAND LED

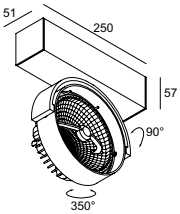

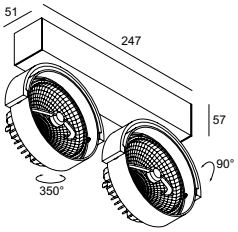

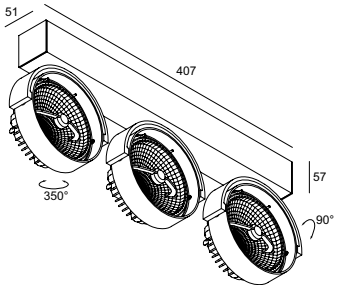

CRI > 80	RAND 111 LED DIM8	RAND 211 LED DIM8	RAND 311 LED DIM8
2700 K	LED 111 LAMP 13W / 730lm / 350mA	2 x LED 111 LAMP 13W / 730lm / 350mA	3 x LED 111 LAMP 13W / 730lm / 350mA
FE REFL FL 24°	**285 501 124 ED8** ◇ ◇ = A / B / W	**285 501 224 ED8** ◇ ◇ = A / B / W	**285 501 324 ED8** ◇ ◇ = A / B / W
REFL WFL 45°	ON REQUEST	ON REQUEST	ON REQUEST
	ADJUSTABLE 0°- 30° / 350° MAINS DIMMING (FE) G53 / 220-240V / 50-60Hz 0,6 IP20	ADJUSTABLE 0°- 30° / 350° MAINS DIMMING (FE) G53 / 220-240V / 50-60Hz 1,0 IP20	ADJUSTABLE 0°- 30° / 350° MAINS DIMMING (FE) G53 / 220-240V / 50-60Hz 1,6 IP20

SOM ARCHITECTEN

FULL INFO TECHNICAL CHAPTER

ACCESSORIES

	A B C
CLIP 111 ◇ **201 27 99 A** ◇ ◇ = A / B / W	Ø110 / H22
LENS 111 **201 47 11**	Ø100

RAND T50

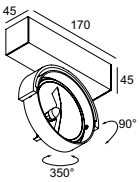

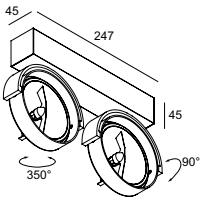

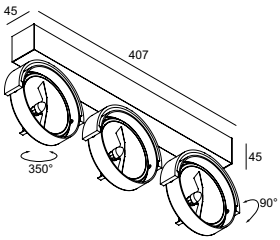

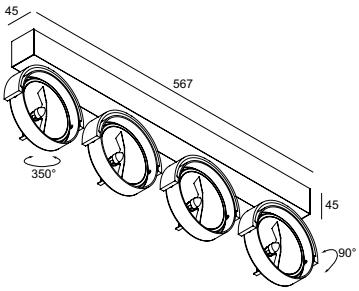

RAND 111 T50	RAND 211 T50	RAND 311 T50	RAND 411 T50
QR-LP111 max.50W	2 x QR-LP111 max.50W	3 x QR-LP111 max.50W	4 x QR-LP111 max.50W
285 51 11 ◇ ◇ = A / B / W	**285 52 21** ◇ ◇ = A / B / W	**285 53 31** ◇ ◇ = A / B / W	**285 54 41** ◇ ◇ = A / W
G53 / 220-240V / 50-60Hz 0,6 IP20 1,0 ACCESSORIES CLIP 111 + LENS	G53 / 220-240V / 50-60Hz 1,0 IP20 1,0 ACCESSORIES CLIP 111 + LENS	G53 / 220-240V / 50-60Hz 1,6 IP20 1,0 ACCESSORIES CLIP 111 + LENS	G53 / 220-240V / 50-60Hz 2,0 IP20 1,0 ACCESSORIES CLIP 111 + LENS



THONE ARCHITECTUUR / INTERIOR TIM VAN STEENBERGEN

FULL INFO TECHNICAL CHAPTER

OPTIONS

INSTALLATION

SUSPENSION SET 2 1,6m
328 15 21
INCL.2 x CABLE SUSP. SINGLE AUTO. 1.6m
INCL.1 x CABLE 3 x 0.75mm²

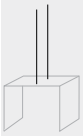

SUSPENSION SET 4 1,6m
328 15 41
INCL.4 x CABLE SUSP. SINGLE AUTO. 1.6m
INCL.1 x CABLE 3 x 0.75mm²

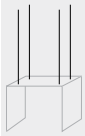

CABLE BASE R ◇ Ø57 x 41
203 99 55 ◇
◇ = ANO / B / W

CABLE BASE S ◇ 57 x 57 x 41
203 99 56 ◇
◇ = ANO / B / W

COVERSET R ◇
204 00 62 ◇ Ø62
204 00 90 ◇ Ø90
204 00 100 ◇ Ø100
◇ = ANO / B / W

COVERSET S ◇
204 62 62 ◇ 62 x 62
204 80 80 ◇ 80 x 80
204 90 90 ◇ 90 x 90
◇ = ANO / B / W

OUTFIT U

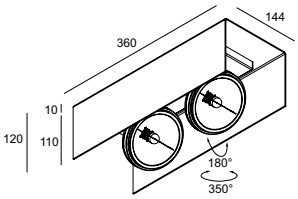

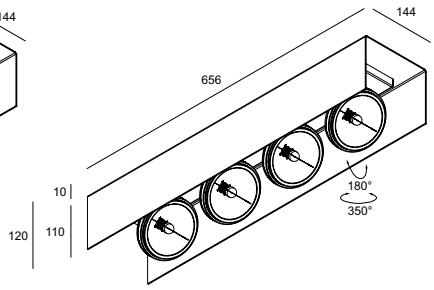

OUTFIT U 211 T50	OUTFIT U 411 T50
2 x QR-LP111 max.50W	4 x QR-LP111 max.50W
345 02 21 ◇ ◇ = W	**345 02 41** ◇ ◇ = W
ADJUSTABLE 0°-180° / 350° G53 / 220-240V / 50-60Hz 2,9 IP20 850° 1,0	ADJUSTABLE 0°-180° / 350° G53 / 220-240V / 50-60Hz 5,4 IP20 850° 1,0
OPTIONS SUSPENSION SET 2 1,6m SUSPENSION SET 4 1,6m CABLE BASE R / S COVERSET R 62-90-100 / S 62-80-90	OPTIONS SUSPENSION SET 2 1,6m SUSPENSION SET 4 1,6m CABLE BASE R / S COVERSET R 62-90-100 / S 62-80-90

OUTFIT U 211 T50 + SUSPENSION SET 2 1,6m

FULL INFO TECHNICAL CHAPTER

OPTIONS

INSTALLATION

SUSPENSION SET 4 1,6m
328 15 41
INCL.4 x CABLE SUSP. SINGLE AUTO. 1.6m
INCL.1 x CABLE 3 x 0.75mm²

CABLE BASE R ◇ Ø57 x 41
203 99 55 ◇
◇ = ANO / B / W

CABLE BASE S ◇ 57 x 57 x 41
203 99 56 ◇
◇ = ANO / B / W

COVERSET R ◇
204 00 62 ◇ Ø62
204 00 90 ◇ Ø90
204 00 100 ◇ Ø100
◇ = ANO / B / W

COVERSET S ◇
204 62 62 ◇ 62 x 62
204 80 80 ◇ 80 x 80
204 90 90 ◇ 90 x 90
◇ = ANO / B / W

OUTFIT L

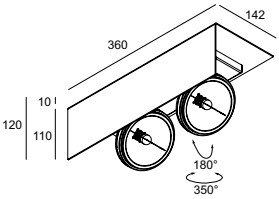

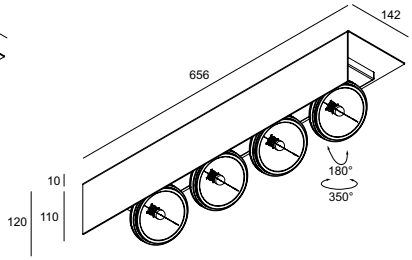

OUTFIT L 211 T50	OUTFIT L 411 T50
2 x QR-LP111 max.50W	4 x QR-LP111 max.50W
345 01 21 ◇ ◇ = W	**345 01 41** ◇ ◇ = W
ADJUSTABLE 0°-180° / 350° G53 / 220-240V / 50-60Hz CE 2,3 IP20 850° 1,0 OPTIONS SUSPENSION SET 4 1,6m CABLE BASE R / S COVERSET R 62-90-100 / S 62-80-90	ADJUSTABLE 0°-180° / 350° G53 / 220-240V / 50-60Hz CE 4,2 IP20 850° 1,0 OPTIONS SUSPENSION SET 4 1,6m CABLE BASE R / S COVERSET R 62-90-100 / S 62-80-90

LIEVEN MUSSCHOOT

FULL INFO TECHNICAL CHAPTER

REQUIREMENTS

INSTALLATION

BOWL GLASS CLEAR
286 67 01

BOWL GLASS AMBER
286 67 02

BOWL GLASS OPAL WHITE
286 67 03

0,7

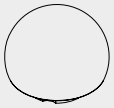

GIBBO + BOWL GLASS OPAL WHITE

GIBBO

CRI > 90	GIBBO
3000 K	LED [H] 7,1W / 774lm / 350mA
FE	**286 67 811 930 ED8** ◇ ◇ = B / W
2700 K	LED [H] 7,1W / 743lm / 350mA
FE	**286 67 811 920 ED8** ◇ ◇ = B / W

EXCL.GLASS
INCL.1 x CABLE 2 x 0.75mm²
INCL.1 x CABLE SUSP. SINGLE AUTO 1,6m
MAINS DIMMING (FE)
220-240V / 0 I 50-60Hz

1,3 IP20

REQUIREMENT
BOWL GLASS

OTHER CRI OR KELVIN ON REQUEST

WAELES INTERIEUR

ART NIVO

FULL INFO TECHNICAL CHAPTER

OPTIONS

INSTALLATION

SUSPENSION + CONNECTION TRIMLESS O.F.A.
328 10 02
INCL.1 x AUTOMATIC ADJUSTMENT
INCL.1 x CONNECTOR 3 x 2.5mm²

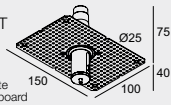

play.deltalight.com/suspensiontrimlessconcrete
play.deltalight.com/suspensiontrimlessplasterboard

SUSPENSION + CONNECTION TRIMLESS

GABOO C

CRI > 80	GABOO C
3000 K	LED CLUSTER UP 6,2W / 725lm / 350mA LED CLUSTER DOWN 7,3W / 845lm / 350mA
FE	**286 64 12** ◇ ◇ = B / W
	INCL.1 x CABLE 2 x 0.75mm² INCL.1 x CABLE SUSP. SINGLE AUTO 1,6m MAINS DIMMING (FE) 100-240V / 50-60Hz 1,3 IP20 OPTIONS SUSPENSION + CONNECTION TRIMLESS



ARCHITECTURE: GMP - VON GERKAN, MARG AND PARTNERS ARCHITECTS
RUSSIAN ADAPTATION: JSC SPEECH, MOSCOW
INTERIOR DESIGN: MAXIM RYMAR ARCHITECTURAL STUDIO

McDELTA

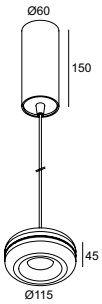

NYX

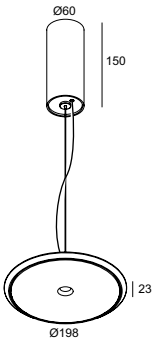

CRI > 90	McDELTA
3000 K	LED 7,1W / 774lm / 350mA
FE / REFL FL 33°	**286 691 811 932 ED8** ◇ ◇ = W
	INCL.1 x CABLE 2 x 0.5mm² 1.6m MAINS DIMMING (FE) 220-240V / 0 I 50-60Hz CE 1,0 IP20

CRI > 90	NYX
3000 K	LED 7,1W / 774lm / 350mA
FE	**286 68 811 930 ED8** ◇ ◇ = B
	INCL.1 x CABLE SUSPENSION 1.6m INCL.1 x CABLE 2 x 0.5mm² MAINS DIMMING (FE) 220-240V / 0 I 50-60Hz CE 1,3 IP20

FULL INFO TECHNICAL CHAPTER

OPTIONS

INSTALLATION

COVERSET R ◇

204 00 90 ◇	Ø90
204 00 100 ◇	Ø100

◇ = ANO / B / W

SUSPENSION + CONNECTION TRIMLESS O.F.A.
328 10 02
INCL.1 x AUTOMATIC ADJUSTMENT
INCL.1 x CONNECTOR 3 x 2.5mm²

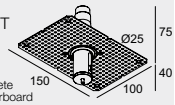

play.deltalight.com/suspensiontrimlessconcrete
play.deltalight.com/suspensiontrimlessplasterboard

SUSPENSION + CONNECTION TRIMLESS

HUSK

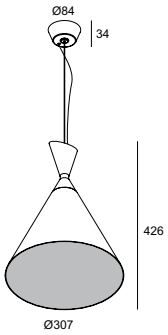

HUSK

TC-TSE max.15W
TCA-SE max.15W

286 65 27 ◇
◇ = B / W

INCL.1 x CABLE SUSPENSION 1.6m
INCL.1 x CABLE 2 x 0.75mm²
E27Ls / 100-240V / 50-60Hz

1,0 IP20

OPTIONS
COVERSET R 90-100
SUSPENSION + CONNECTION TRIMLESS
LED SOLUTION - PAG TEC 8

CAAN ARCHITECTS

XAB ARCHITECTS

MOKO HK / AEDAS / ARUP LIGHTING

FULL INFO TECHNICAL CHAPTER

OPTIONS

INSTALLATION

SUSPENSION + CONNECTION TRIMLESS O.F.A.
328 10 02
INCL.1 x AUTOMATIC ADJUSTMENT
INCL.1 x CONNECTOR 3 x 2.5mm²

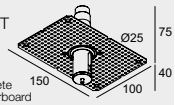

play.deltalight.com/suspensiontrimlessconcrete
play.deltalight.com/suspensiontrimlessplasterboard

SUSPENSION CHAIN 3M
286 71 03

SUSPENSION CHAIN 6M
286 71 06

CABLE BASE R ◇ Ø57 x 41
203 99 55 ◇
◇ = ANO / B / W

CABLE BASE S ◇ 57 x 57 x 41
203 99 56 ◇
◇ = ANO / B / W

COVERSET R ◇
204 00 62 ◇ Ø62
204 00 90 ◇ Ø90
204 00 100 ◇ Ø100
◇ = ANO / B / W

COVERSET S ◇
204 62 62 ◇ 62 x 62
204 80 80 ◇ 80 x 80
204 90 90 ◇ 90 x 90
◇ = ANO / B / W

SUSPENSION + CONNECTION TRIMLESS

reddot design award winner 2012

interior innovation award 2012 Winner

METRONOME



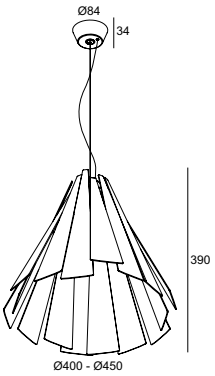

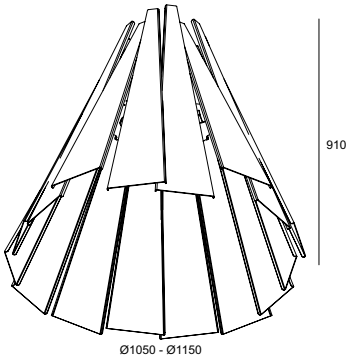

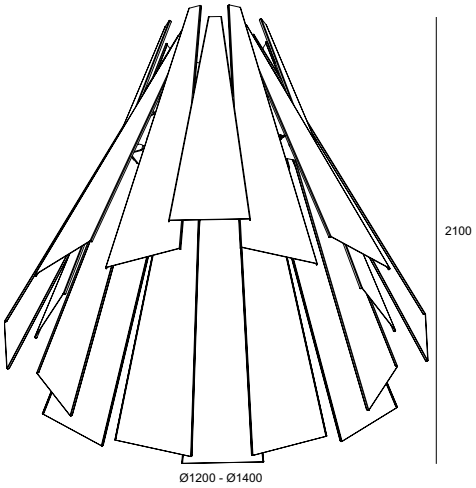

METRONOME	METRONOME L	METRONOME XXL
A60 max.60W TCA-SE max.23W	4 x TC-TSE max.23W 4 x TCA-SE max.23W 4 x A60 max.60W	7 x TC-TSE max.23W 7 x TCA-SE max.23W 7 x A60 max.60W
286 70 27 ◇ ◇ = B / W	**286 71 427** ◇ ◇ = W	**286 71 727** ◇ ◇ = W
INCL.1 x CABLE SUSPENSION 1.6m INCL.1 x CABLE 2 x 0.75mm² E27Ls / 100-240V / 50-60Hz 2,1 IP20 OPTIONS COVERSET R 90-100 SUSPENSION + CONNECTION TRIMLESS **LED** SOLUTION - PAG TEC 8	INCL.1 x CABLE 3 x 0.75mm² 3m INCL.SUSPENSION CHAIN 3m E27Ls / 100-240V / 50-60Hz 35,0 IP20 OPTIONS COVERSET R 90-100 CABLE BASE R / S **LED** SOLUTION - PAG TEC 8	INCL.1 x CABLE 3 x 0.75mm² / 6m E27Ls / 100-240V / 50-60Hz 80,0 IP20 OPTIONS SUSPENSION CHAIN COVERSET R 90-100 CABLE BASE R / S **LED** SOLUTION - PAG TEC 8 play.deltalight.com/metronome

DESIGN BY
DELTA LIGHT® & TIM VAN STEENBERGEN

ARCHITECT JK SALCEDO

THONE ARCHITECTUUR - INTERIOR DESIGN TIM VAN STEENBERGEN

OBUMEX

JETI

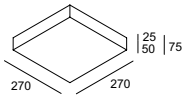

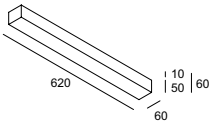

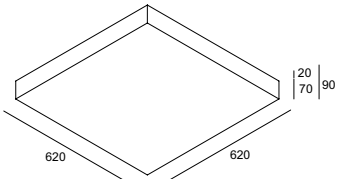

CRI > 80	JETI PLANO L 110	JETI L 115	JETI PLANO L 415 DIM1
3000 K	LED CLUSTER 10,5W / 1180lm / 500mA	LED CLUSTER 15W / 1960lm / 350mA	LED CLUSTER 60W / 7840lm / 350mA
NON DIM	**271 521 83**	**271 511 83**	
1-10V CTRL DELTA R			**271 522 83 ED1**
	220-240V / 50-60Hz CE 1,0 IP43	110-240V / 50-60Hz CE 0,8 IP20	220-240V / 0 I 50-60Hz CE 5,4 IP20

OTHER CRI OR KELVIN ON REQUEST

HM PROJECTS

FULL INFO TECHNICAL CHAPTER

OPTIONS

INSTALLATION

CABLE BASE R ◇ Ø57 x 41
203 99 55 ◇
◇ = ANO / B / W

CABLE BASE S ◇ 57 x 57 x 41
203 99 56 ◇
◇ = ANO / B / W

COVERSET R ◇
204 00 62 ◇ Ø62
204 00 90 ◇ Ø90
204 00 100 ◇ Ø100
◇ = ANO / B / W

COVERSET S ◇
204 62 62 ◇ 62 x 62
204 80 80 ◇ 80 x 80
204 90 90 ◇ 90 x 90
◇ = ANO / B / W

CONTROL GEAR

DALI TO 1-10V CONVERTOR 189 x 30 x 29
385 611 ED5
max. 9x SUPERDOME 9528 EVG DIM1

SUPERDOME

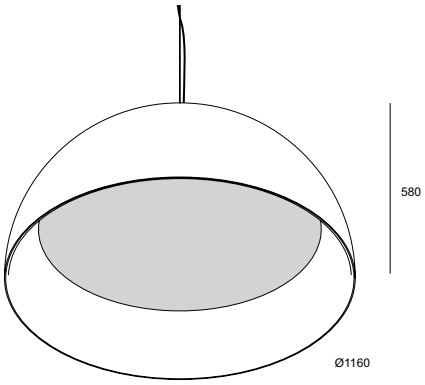

CRI > 80	SUPERDOME 9528 EVG DIM1	SUPERDOME
3000 K	LED CLUSTER 105W / 14140lm / 350mA	3 x TC-TSE max.23W 3 x TCA-SE max.23W
1-10V	**321 95 9528 ED1 ◇** ◇ = B-W / W-W	**321 95 327 ◇** ◇ = B-W / W-W
	INCL.PC SBL INCL. 1 x CABLE SUSP. SINGLE AUTO. 3m INCL. 1 x CABLE 5 x 0,75mm² 3m 120-240V / 50-60Hz 23,0 IP20 OPTIONS CABLE BASE R / S COVERSET R 62-90-100 / S 62-80-90 DALI TO 1-10V CONVERTER	INCL.PC SBL INCL. 1 x CABLE SUSP. SINGLE AUTO. 3m INCL. 1 x CABLE 3 x 0,75mm² 3m E27Ls / 100-240V / 50-60Hz 21,0 IP20 OPTIONS CABLE BASE R / S COVERSET R 62-90-100 / S 62-80-90

OTHER CRI OR KELVIN ON REQUEST

FULL INFO TECHNICAL CHAPTER

OPTIONS

INSTALLATION

SUSPENSION SET 22
328 22 22
INCL.2 x CABLE SUSPENSION SINGLE AUTO. 1.6m
INCL.1 x CABLE 3 x 0.75mm²

SUSPENSION SET 22 EVG DIM1
328 22 22 ED1
INCL.2 x CABLE SUSPENSION SINGLE AUTO. 1.6m
INCL.1 x CABLE 3 x 0.75mm²
INCL.1 x CABLE 2 x 0.75mm²

CABLE BASE R ◇ Ø57 x 41
203 99 55 ◇
◇ = ANO / B / W

CABLE BASE S ◇ 57 x 57 x 41
203 99 56 ◇
◇ = ANO / B / W

COVERSET R ◇
204 00 62 ◇ Ø62
204 00 90 ◇ Ø90
204 00 100 ◇ Ø100
◇ = ANO / B / W

COVERSET S ◇
204 62 62 ◇ 62 x 62
204 80 80 ◇ 80 x 80
204 90 90 ◇ 90 x 90
◇ = ANO / B / W

B-LINER 65 P630

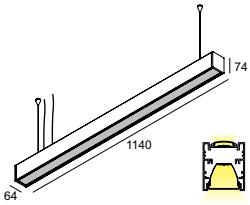

STREAMLINER 70S P

NEW

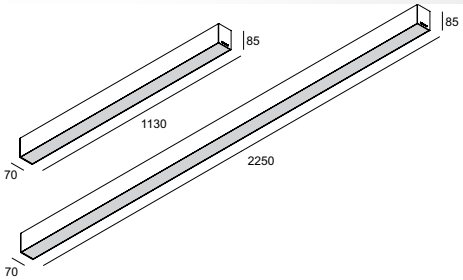

CRI > 80	B-LINER 65 P630	STREAMLINER 70S P2483	STREAMLINER 70S P4883
3000 K	LED CLUSTER DOWN 32W / 3920lm LED CLUSTER UP 16W / 1960lm	LED CLUSTER 24W / 3588lm / 700mA	LED CLUSTER 48W / 7136lm / 700mA
NON DIM		**389 011 243 E** ◇ ◇ = ANO / W	**389 011 483 E** ◇ ◇ = ANO / W
1-10V CTRL DELTA R	**384 01 62 ED1** ◇ ◇ = ANO / W	**389 011 243 ED1** ◇ ◇ = ANO / W	**389 011 483 ED1** ◇ ◇ = ANO / W
	INCL.2 x CABLE SUSP. SINGLE AUTO. 1.6m INCL.1 x CABLE 5 x 0.75mm2 + 2 x 0.75mm2 CABLING 2 CIRCUITS DIMMING BY 1-10V CONTROL (DOWN ONLY) 220-240V / 0 I 50-60Hz CE 2,5 IP20 OPTIONS CABLE BASE R / S COVERSET R 62-90-100 / S 62-80-90	220-240V / 50-60Hz CE 1,8 IP20 OPTIONS SUSPENSION SET 22 SUSPENSION SET 22 EVG DIM1 (only for ED1) CABLE BASE R / S COVERSET R 62-90-100 / S 62-80-90	220-240V / 50-60Hz CE 2,5 IP20 OPTIONS SUSPENSION SET 22 SUSPENSION SET 22 EVG DIM1 (only for ED1) CABLE BASE R / S COVERSET R 62-90-100 / S 62-80-90

LAY OUT

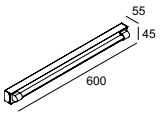

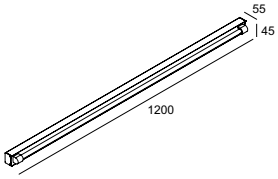

LAY OUT 124

1 x T16 14/24W

338 01 124 ◇
◇ = ANO

G5 / 220-240V / 0 | 50-60Hz / 1 x 1~MULTI-EVG

0,8 IP20

LAY OUT 154

1 x T16 28/54W

338 01 154 ◇
◇ = ANO

G5 / 220-240V / 0 | 50-60Hz / 1 x 1~MULTI-EVG

1,4 IP20