INTERIOR TRACK LIGHTING

Track lighting forms the basis of variable and flexible lighting design, as it is easy to adapt to the changing use and set-up of a space. Delta Light® further upgrades these benefits by offering track luminaires with unrivaled flexibility, supreme performance and efficiency results in award-winning designs.
A comprehensive choice in light source and accessories offers solutions for hospitality, residential, retail or public spaces.

www.deltalight.com/Track

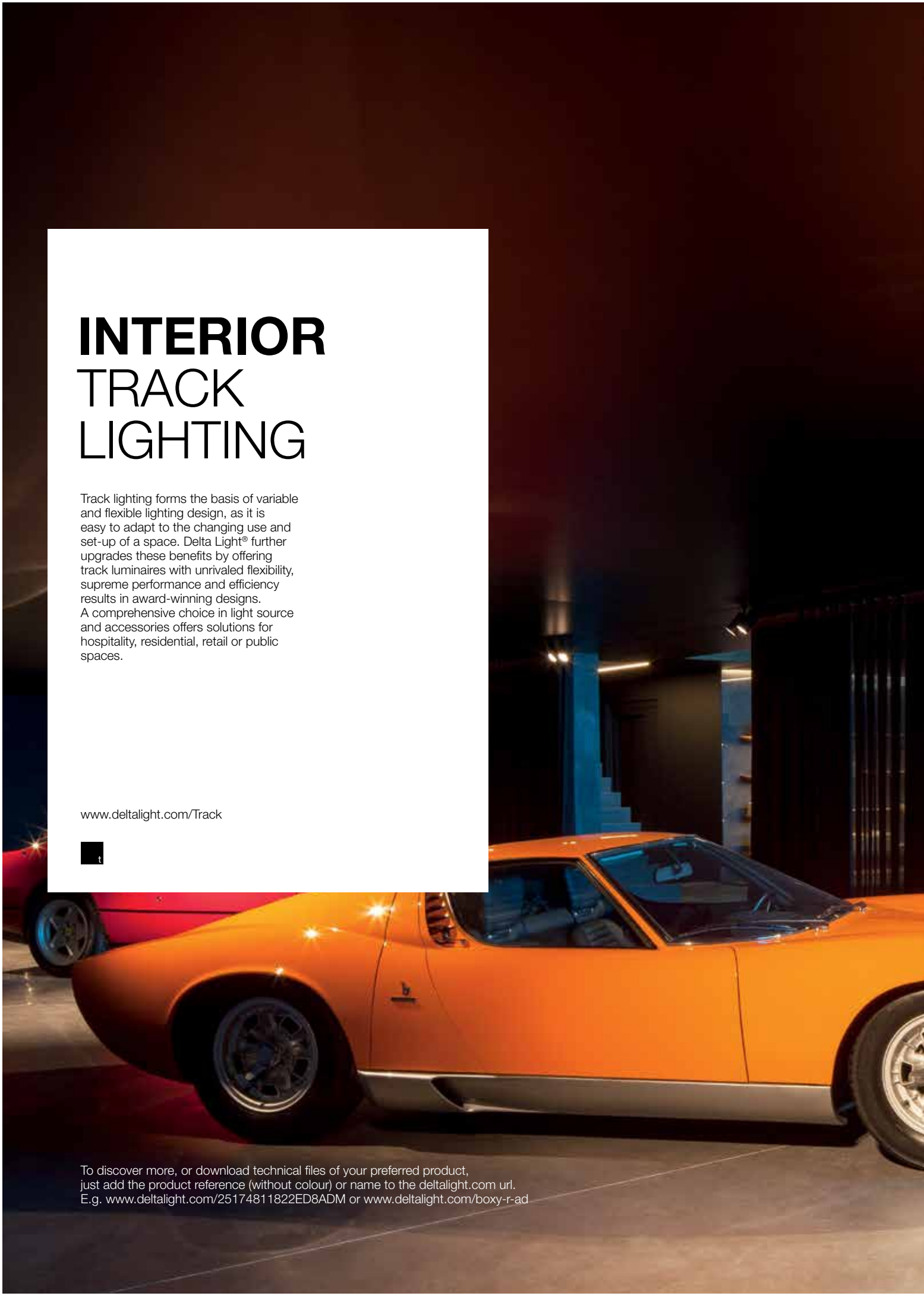

To discover more, or download technical files of your preferred product,
just add the product reference (without colour) or name to the deltalight.com url.
E.g. www.deltalight.com/25174811822ED8ADM or www.deltalight.com/boxy-r-ad

INDEX
TRACK LIGHTING

TRACK 2F
INT 515

MIDISPY ON ADL
INT 517

SPY ON ADL
INT 519

TRACK 3F DIM IN
INT 521

TRACK 3F DIM ON
INT 523

TRACK 3F DIM H
INT 525

SPY ON ADM
INT 527

MAXISPY ON ADM
INT 531

MAXISPY ON 95 HV ADM
INT 532

MAXISPY ON 95 ADM
INT 533

BOXY R ADM
INT 539

YOU-TURN ON ADM
INT 545

YOU-TURN ON ADM
INT 549

SUPER-OH! XS PIVOT ADM
INT 557

SUPERNOVA XS PIVOT ADM
INT 559

BOXY R ADM	INT 539
MAXISPY ON 95 ADM	INT 533
MAXISPY ON 95 HV ADM	INT 532
MAXISPY ON ADM	INT 531
MIDISPY ON ADL	INT 517
SPY ON ADL	INT 519
SPY ON ADM	INT 527
SUPER-OH! XS PIVOT ADM	INT 557
SUPERNOVA XS PIVOT ADM	INT 559
TRACK 2F	INT 515
TRACK 3F DIM H	INT 525
TRACK 3F DIM IN	INT 521
TRACK 3F DIM ON	INT 523
YOU-TURN ON ADM	INT 545
YOU-TURN ON ADM	INT 549

COMPOSITION

1 TRACK 2F

2 ENDCAP / SUPPLY / CORNERS

3 OPTIONS

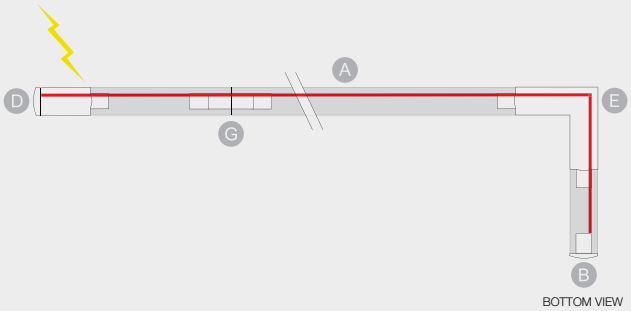

1 TRACK

A

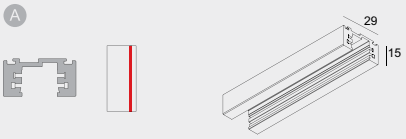

TRACK 2F 2m ◇
200 21 420 ◇
◇ = B / W (RAL 9010)
48V DC / 25A / 2F
CE IP20
1,0

TRACK 2F 3m ◇
200 21 430 ◇
◇ = B / W (RAL 9010)
48V DC / 25A / 2F
CE IP20
1,2

2 ENDCAP / SUPPLY / CORNERS

B



TRACK 2F END CAP ◇
200 21 41 ◇
◇ = B / W (RAL 9010)
CE 0,1

C

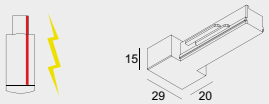

TRACK 2F END SUPPLY 11 ◇
200 21 11 ◇
◇ = B / W (RAL 9010)
48V DC / 2F
CE 0,1 IP20

D

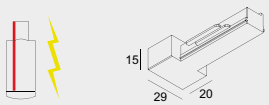

TRACK 2F END SUPPLY 12 ◇
200 21 12 ◇
◇ = B / W (RAL 9010)
48V DC / 2F
CE IP20
0,1

E

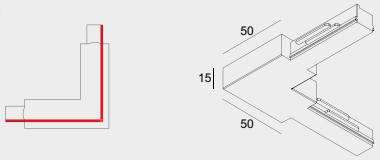

TRACK 2F CORNER 90° OUT ◇
200 21 35 ◇
◇ = B / W (RAL 9010)
CE 0,1 IP20

F

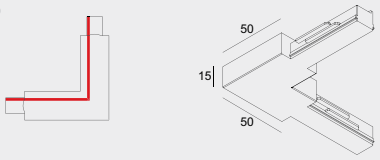

TRACK 2F CORNER 90° IN ◇
200 21 34 ◇
◇ = B / W (RAL 9010)
CE 0,1 IP20

G

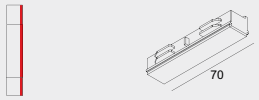

TRACK 2F CORNER 180° ◇
200 21 21 ◇
◇ = B / W (RAL 9010)
CE 0,1 IP20

BOTTOM VIEW

TRACK 2F
REQUIREMENT

3 OPTION — LED POWER SUPPLY 48V

Type	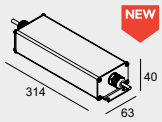 NEW	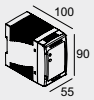	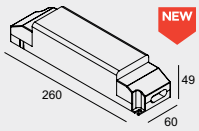 NEW	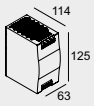
	LED POWER SUPPLY 48V-DC / 90W	**LED POWER SUPPLY 48V-DC / 100W**	**LED POWER SUPPLY 48V-DC / 150W**	**LED POWER SUPPLY 48V-DC / 240W**
	300 89 48 90	**300 89 48 100**	**300 89 48 150**	**300 89 48 240**
	0,8 IP66	0,4 IP20	0,3 IP20	1,0 IP20
Dimensions (L x W x H)	314 x 63 x 40	55 x 90 x 100	240 x 60 x 49	63 x 125 x 114
Input	115-230V / 50-60Hz	100-240V / 50-60Hz	220-240V / 50-60Hz	100-240V / 50-60Hz
Output	**48V-DC /90W**	**48V-DC /100W**	**48V-DC /150W**	**48V-DC /240W**
λ	> 0,92	> 0,93	> 0,93	> 0,93
DIM	-	-	-	-

MDL DIMMABLE MODULATION INFO PAG TEC 7

DIMMABLE MODULATOR 48V-DC DIM9

Type	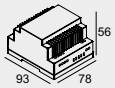 SMART 48 IN NEW
DIMMABLE MODULATOR 48V-DC	**48V-DC / DIM9**
	300 90 011
	0,1 IP20
Dimensions (L x W x H)	93 x 78 x 56
Input	48V-DC
Output	MODULATED 48V-DC + DIM (MAX.200W)
DIM	DIM9 (1-10V / DALI / TOUCH DIM)

MDL DIMMABLE MODULATION INFO PAG TEC 7

WIRELESS DIMMABLE MODULATOR 48V-DC

Type	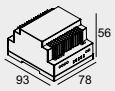 CTRL DELTA IN SMART 48 IN NEW
WIRELESS DIMMABLE MODULATOR 48V-DC	**48V-DC / WIRELESS DIMMING**
	300 90 012
	0,1 IP20
Dimensions (L x W x H)	93 x 78 x 56
Input	48V-DC
Output	MODULATED 48V-DC + DIM (MAX.200W)
DIM	WIRELESS DIMMING

FULL INFO TECHNICAL CHAPTER

REQUIREMENTS

INSTALLATION

MIDISPY TUBE ◇
414 03 00 ◇
◇ = B / MMAT / SG / W

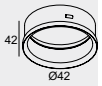

CONTROL GEAR

	A B C
LED POWER SUPPLY 48V / 90W 300 89 48 90	314 x 63 x 40
LED POWER SUPPLY 48V / 100W 300 89 48 100	100 x 55 x 90
LED POWER SUPPLY 48V / 150W 300 89 48 150	240 x 60 x 49
LED POWER SUPPLY 48V / 240W 300 89 48 240	114 x 63 x 125

FULL INFO TECHNICAL CHAPTER

OPTIONS

CONTROL GEAR

	A B C	
DIMMABLE MODULATOR 48V-DC DIM9 300 90 011	93 x 78 x 56	SMART 48 IN NEW
WIRELESS DIMMABLE MODULATOR 48V-DC 300 90 012	93 x 78 x 56	CRT DELTA IN SMART 48 IN NEW

DIMMABLE MODULATION INFO PAG TEC 7
DIM5: DIMMING BY 1-10V / DALI / PUSH BUTTON

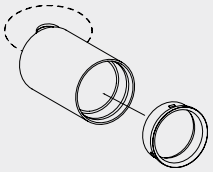

MIDISPY TUBE B MMAT SG W

MIDISPY ON ADL

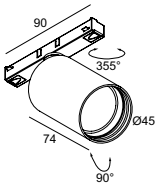

t

CRI > 80	MIDISPY ON ADL
3000 K	LED [C] 6W / 558lm / 48V-DC
MDL LENS FL 20°	**414 262 832 ADL** ◇ ◇ = B / W
2700 K	LED [C] 6W / 558lm / 48V-DC
MDL LENS FL 20°	**414 262 822 ADL** ◇ ◇ = B / W

ADJUSTABLE 0-90° / 355°

CE 0,6 IP20

REQUIREMENTS (ALL INFO INT 514)
MIDISPY TUBE
TRACK 2F
LED POWER SUPPLY 48V-DC

OPTIONS
DIMMABLE MODULATOR

CRI > 90	MIDISPY ON ADL
3000 K	LED [D] 9,5W / 755lm / 48V-DC
MDL REFL WFL 40°	**414 261 933 ADL** ◇ ◇ = B / W
2700 K	LED [D] 9,5W / 755lm / 48V-DC
MDL REFL WFL 40°	**414 261 923 ADL** ◇ ◇ = B / W

ADJUSTABLE 0-90° / 355°

CE 0,6 IP20

REQUIREMENTS (ALL INFO INT 514)
MIDISPY TUBE
TRACK 2F
LED POWER SUPPLY 48V-DC

OPTIONS
DIMMABLE MODULATOR

OTHER CRI OR KELVIN ON REQUEST

LHOAS & LHOAS

FULL INFO TECHNICAL CHAPTER

REQUIREMENTS

INSTALLATION

SPY TUBE ◇
414 01 00 ◇
◇ = B / MMAT / SG / W

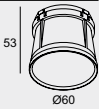

CONTROL GEAR

	A B C
LED POWER SUPPLY 48V / 90W 300 89 48 90	314 x 63 x 40
LED POWER SUPPLY 48V / 100W 300 89 48 100	100 x 55 x 90
LED POWER SUPPLY 48V / 150W 300 89 48 150	240 x 60 x 49
LED POWER SUPPLY 48V / 240W 300 89 48 240	114 x 63 x 125

FULL INFO TECHNICAL CHAPTER

OPTIONS

CONTROL GEAR

	A B C	
DIMMABLE MODULATOR 48V-DC DIM9 300 90 011	93 x 78 x 56	SMART 48 IN / NEW
WIRELESS DIMMABLE MODULATOR 48V-DC 300 90 012	93 x 78 x 56	CERT. DELTA IN / SMART 48 IN / NEW

DIMMABLE MODULATION INFO PAG TEC 7
DIM5: DIMMING BY 1-10V / DALI / PUSH BUTTON

FULL INFO TECHNICAL CHAPTER

ACCESSORIES

HONEYCOMB 50 ◇ Ø50
413 03 01 ◇
◇ = B

LINEAR SPREAD LENS 50 Ø50
413 03 02

SPREAD LENS 50 Ø50
413 03 03

SOFTENING LENS 50 Ø50
413 03 04

GLASS SBL 50 Ø50
413 03 05

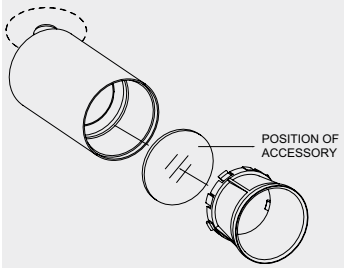

SPY TUBE B

MMAT

SG

W

SPY ON ADL

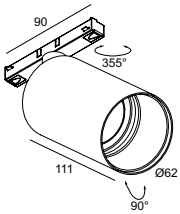

t

CRI > 80	SPY ON ADL
3000 K	LED [C] 6W / 558lm / 48V-DC
MDL LENS SP 15°	**414 362 831 ADL** ◇ ◇ = B / W
2700 K	LED [C] 6W / 558lm / 48V-DC
MDL LENS SP 15°	**414 362 821 ADL** ◇ ◇ = B / W
	ADJUSTABLE 0-90° / 355° CE 0,6 IP20 REQUIREMENTS (ALL INFO INT 514) SPY TUBE TRACK 2F LED POWER SUPPLY 48V-DC OPTIONS DIMMABLE MODULATOR ACCESSORIES HONEYCOMB / LENS / GLASS

CRI > 90	SPY ON ADL	SPY ON HP ADL
3000 K	LED 10,4W / 1075lm / 48V-DC	LED 16,8W / 1995lm / 48V-DC
MDL REFL SP 18°	**414 361 811 931 ADL** ◇ ◇ = B / W	
REFL FL 33°	**414 361 811 932 ADL** ◇ ◇ = B / W	**414 361 21 931 ADL** ◇ ◇ = B / W
2700 K	LED 10,4W / 1032lm / 48V-DC	LED 16,8W / 1923lm / 48V-DC
MDL REFL SP 18°	**414 361 811 921 ADL** ◇ ◇ = B / W	
REFL FL 33°	**414 361 811 922 ADL** ◇ ◇ = B / W	**414 361 21 921 ADL** ◇ ◇ = B / W
	ADJUSTABLE 0-90° / 355° CE 0,6 IP20 REQUIREMENTS (ALL INFO INT 514) SPY TUBE TRACK 2F LED POWER SUPPLY 48V-DC OPTIONS DIMMABLE MODULATOR ACCESSORIES HONEYCOMB / LENS / GLASS	ADJUSTABLE 0-90° / 355° CE 0,5 IP20 REQUIREMENTS (ALL INFO INT 514) SPY TUBE TRACK 2F LED POWER SUPPLY 48V-DC OPTIONS DIMMABLE MODULATOR ACCESSORIES HONEYCOMB / LENS / GLASS

OTHER CRI OR KELVIN ON REQUEST

COMPOSITION

1 TRACK 3F DIM IN

2 ENDCAP / SUPPLY / CORNERS

3 FIXATION

4 ACCESSORIES

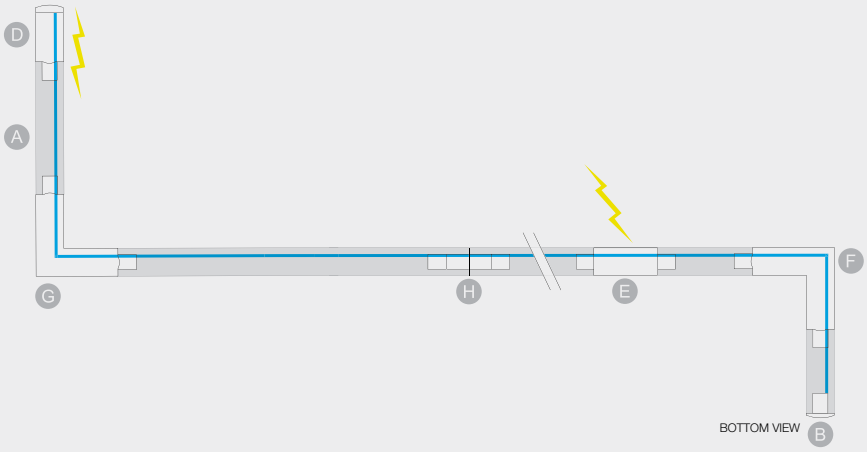

1 TRACK

A

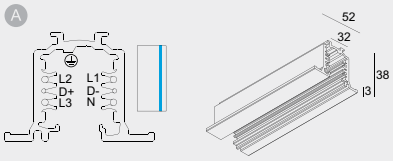

TRACK 3F DIM IN 1m ◇
200 13 410 ◇
◇ = B / W (RAL 9010)
110-240V / 50-60Hz / 3F
IP20
0,8

TRACK 3F DIM IN 2m ◇
200 13 420 ◇
◇ = B / W (RAL 9010)
110-240V / 50-60Hz / 3F
IP20
1,6

TRACK 3F DIM IN 3m ◇
200 13 430 ◇
◇ = B / W (RAL 9010)
110-240V / 50-60Hz / 3F
IP20
2,4

2 ENDCAP / SUPPLY / CORNERS

B

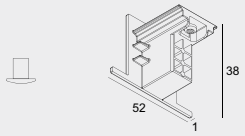

TRACK IN END CAP ◇
200 13 41 ◇
◇ = B / W (RAL 9010)
0,1

C

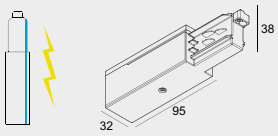

TRACK END SUPPLY 11 ◇
200 12 11 ◇
◇ = B / W (RAL 9010)
110-240V / 50-60Hz
0,1 IP20

+

TRACK IN END COVER ◇
200 13 11 ◇
◇ = B / W (RAL 9010)
0,1

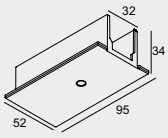

D

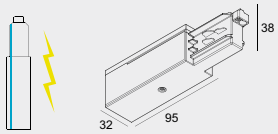

TRACK END SUPPLY 12 ◇
200 12 12 ◇
◇ = B / W (RAL 9010)
110-240V / 50-60Hz
0,1 IP20

+

TRACK IN END COVER ◇
200 13 11 ◇
◇ = B / W (RAL 9010)
0,1

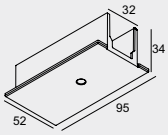

E

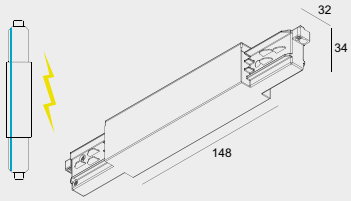

TRACK MIDDLE SUPPLY ◇
200 12 14 ◇
◇ = B / W (RAL 9010)
110-240V / 50-60Hz
0,1 IP20

+

TRACK IN MIDDLE COVER ◇
200 13 14 ◇
◇ = B / W (RAL 9010)
0,1

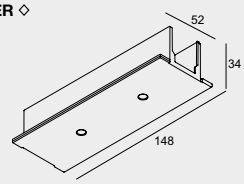

F

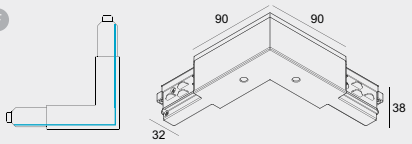

TRACK CORNER 90° OUT ◇
200 12 35 ◇
◇ = B / W (RAL 9010)
0,1 IP20

+

TRACK IN 90° COVER ◇
200 13 12 ◇
◇ = B / W (RAL 9010)
0,1

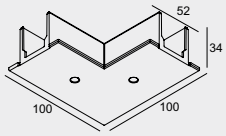

G

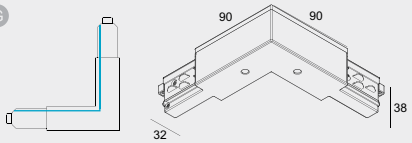

TRACK CORNER 90° IN ◇
200 12 34 ◇
◇ = B / W (RAL 9010)
0,1 IP20

+

TRACK IN 90° COVER ◇
200 13 12 ◇
◇ = B / W (RAL 9010)
0,1

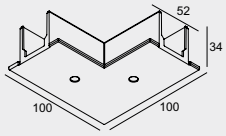

H

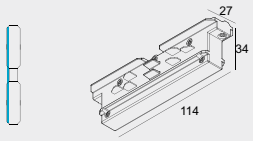

TRACK CORNER 180° ◇
200 12 21 ◇
◇ = B / W (RAL 9010)
0,1 IP20

BOTTOM VIEW

TRACK 3F DIM IN
REQUIREMENT

In order to upgrade the possibilities of our range of track light solutions Delta Light decided to offer a new track system. This new system will be standard dimmable, available for
- Recessed application: **TRACK 3F DIM IN**
- Surface mounted: **TRACK 3F DIM ON**
- H-style Suspended: **TRACK 3F DIM H**

The adaptors are changed accordingly, which results in a new indication in the product name: **ADM**.

For example, You-Turn On AD has now changed to You-Turn On ADM.
The new track system is 100% compatible with non-dimmable track luminaires supplied prior to Lighting Bible 12. Track luminaires from Lighting Bible 12 will not match with tracks offered in previous catalogues. On request we can still produce luminaires with adaptors matching previously delivered tracks.

3 FIXATION

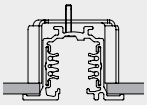

40 x (L + ENDCAP / SUPPLY / CORNERS) x 70 min.5 - max.25

TRACK INSIDE CLIP
200 13 14 01
0,1

4 ACCESSORIES

TRACK CUTTING TOOL
200 12 01
0,2

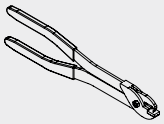

COMPOSITION

1 TRACK 3F DIM ON

2 ENDCAP / SUPPLY / CORNERS

3 FIXATION

4 CURRENT SUPPLY

5 ACCESSORIES

6 OPTIONS

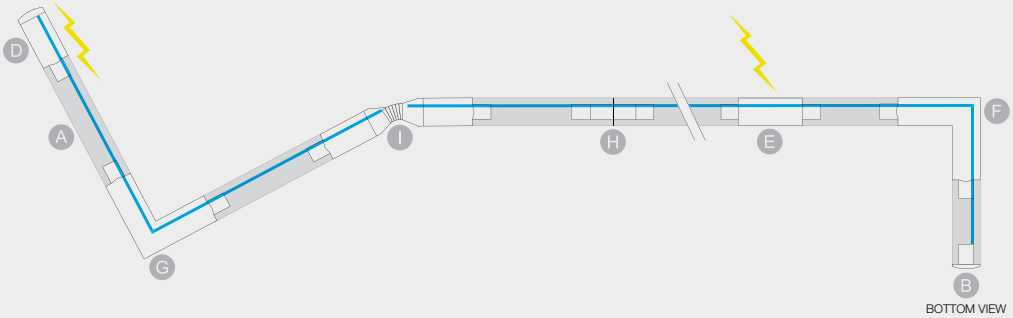

1 TRACK

A

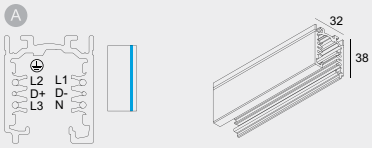

TRACK 3F DIM ON 1m ◇
200 12 410 ◇
◇ = ANO / B / W (RAL 9010)
110-240V / 50-60Hz / 3F
IP20
0,8

TRACK 3F DIM ON 2m ◇
200 12 420 ◇
◇ = ANO / B / W (RAL 9010)
110-240V / 50-60Hz / 3F
IP20
1,6

TRACK 3F DIM ON 3m ◇
200 12 430 ◇
◇ = ANO / B / W (RAL 9010)
110-240V / 50-60Hz / 3F
IP20
2,4

2 ENDCAP / SUPPLY / CORNERS

B

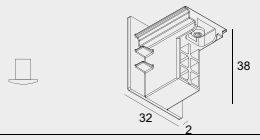

TRACK ON END CAP ◇
200 12 41 ◇
◇ = A / B / W (RAL 9010)
0,1

C

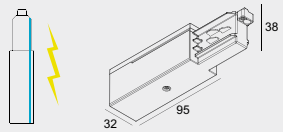

TRACK END SUPPLY 11 ◇
200 12 11 ◇
◇ = A / B / W (RAL 9010)
110-240V / 50-60Hz
0,1 IP20

D

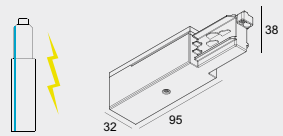

TRACK END SUPPLY 12 ◇
200 12 12 ◇
◇ = A / B / W (RAL 9010)
110-240V / 50-60Hz
IP20
0,1

E

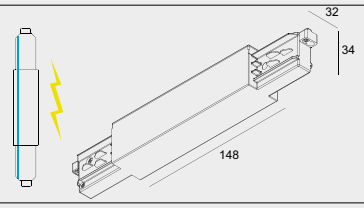

TRACK MIDDLE SUPPLY ◇
200 12 14 ◇
◇ = A / B / W (RAL 9010)
110-240V / 50-60Hz
0,1 IP20

F

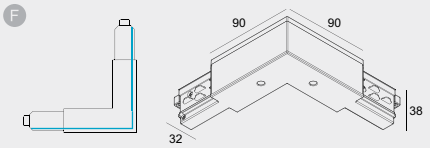

TRACK CORNER 90° OUT ◇
200 12 35 ◇
◇ = A / B / W (RAL 9010)
0,1 IP20

G

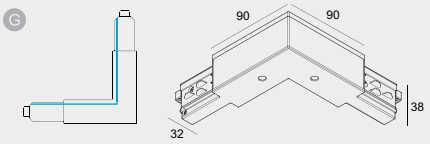

TRACK CORNER 90° IN ◇
200 12 34 ◇
◇ = A / B / W (RAL 9010)
0,1 IP20

H

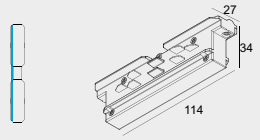

TRACK CORNER 180° ◇
200 12 21 ◇
◇ = A / B / W (RAL 9010)
0,1 IP20

I

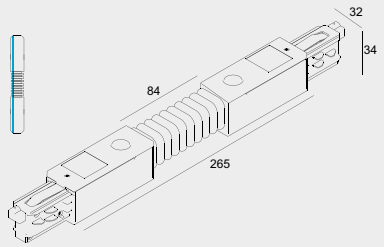

TRACK FLEX CORNER ◇
200 12 24 ◇
◇ = A / B / W (RAL 9010)
0,1 IP20

FLEXIBLE 60° - 300°

BOTTOM VIEW

CTRL DELTA C NEW

TRACK 3F DIM ON REQUIREMENT

In order to upgrade the possibilities of our range of track light solutions Delta Light decided to offer a new track system. This new system will be standard dimmable, available for
- Recessed application: **TRACK 3F DIM IN**
- Surface mounted: **TRACK 3F DIM ON**
- H-style Suspended: **TRACK 3F DIM H**

The adaptors are changed accordingly, which results in a new indication in the product name: **ADM**.

For example, You-Turn On AD has now changed to You-Turn On ADM.
The new track system is 100% compatible with non-dimmable track luminaires supplied prior to Lighting Bible 12. Track luminaires from Lighting Bible 12 will not match with tracks offered in previous catalogues. On request we can still produce luminaires with adaptors matching previously delivered tracks.

3 FIXATION

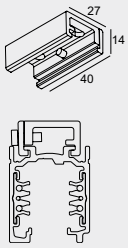

TRACK DIM ON DIRECT FIXATION ◇
200 12 02 ◇
◇ = ANO
0,1

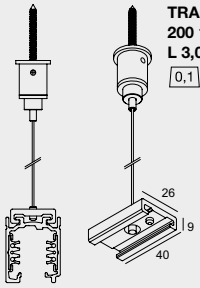

TRACK DIM ON SUSPENSION 3,0
200 12 13
L 3,0m
0,1

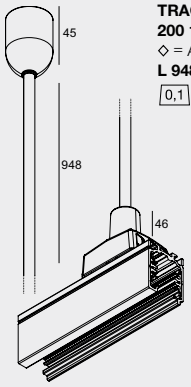

TRACK DIM ON ROD SUSPENSION 1,0
200 12 50 ◇
◇ = A / B / W
L 948mm
0,1

4 CURRENT SUPPLY

TRACK CURRENT SUPPLY 5 x 0,75mm² 3,0m
200 99 53
L 3,0m / 5 x 0,75mm²

OPTIONS
CABLE BASE R/S
0,3

5 ACCESSORIES

TRACK CUTTING TOOL
200 12 01
0,1

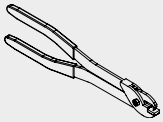

6 OPTIONS FULL INFO TECHNICAL CHAPTER

INSTALLATION	C A B	
CABLE BASE R ◇ **203 99 55 ◇** ◇ = ANO / B / W	Ø57 x 41	
CABLE BASE S ◇ **203 99 56 ◇** ◇ = ANO / B / W	57 x 57 x 41	
COVERSET R ◇ **204 00 62 ◇** **204 00 90 ◇** **204 00 100 ◇** ◇ = ANO / B / W	 Ø62 Ø90 Ø100	
COVERSET S ◇ **204 62 62 ◇** **204 80 80 ◇** **204 90 90 ◇** ◇ = ANO / B / W	 62 x 62 80 x 80 90 x 90	

COMPOSITION

1 TRACK 3F DIM H

2 ENDCAP / SUPPLY / CORNERS

3 FIXATION

4 CURRENT SUPPLY

5 ACCESSORIES

6 OPTIONS

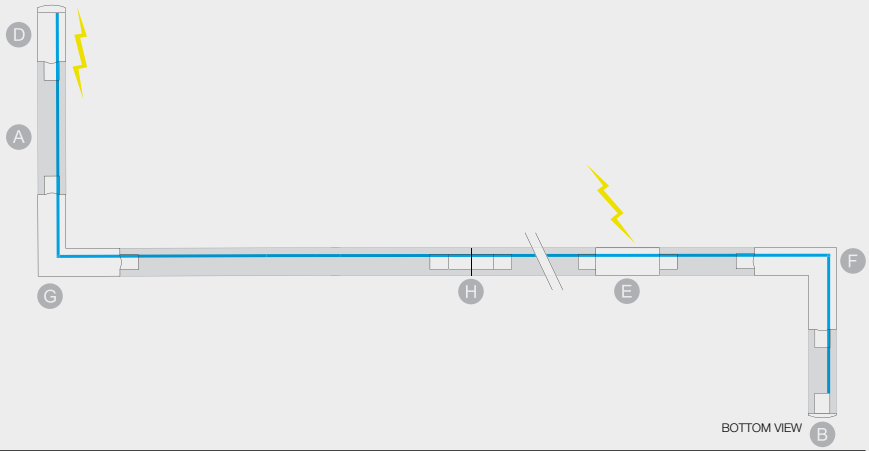

1 TRACK

A

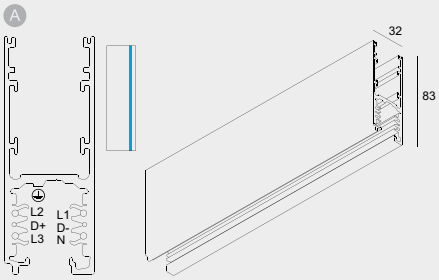

TRACK 3F DIM H 1m ◇
200 14 410 ◇
◇ = B / W (RAL 9010)
110-240V / 50-60Hz / 3F
IP20
0,8

TRACK 3F DIM H 2m ◇
200 14 420 ◇
◇ = B / W (RAL 9010)
110-240V / 50-60Hz / 3F
IP20
1,6

TRACK 3F DIM H 3m ◇
200 14 430 ◇
◇ = B / W (RAL 9010)
110-240V / 50-60Hz / 3F
IP20
2,4

2 ENDCAP / SUPPLY / CORNERS

B

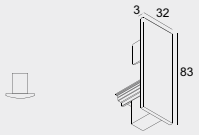

TRACK H END CAP ◇
200 14 41 ◇
◇ = B / W (RAL 9010)
0,1

C

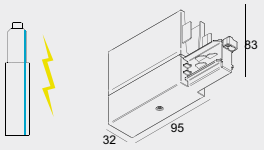

TRACK H END SUPPLY 11 ◇
200 14 11 ◇
◇ = B / W (RAL 9010)
220-240V / 50-60Hz
0,1 IP20

D

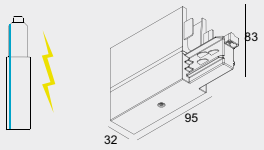

TRACK H END SUPPLY 12 ◇
200 14 12 ◇
◇ = B / W (RAL 9010)
110-240V / 50-60Hz
IP20
0,1

E

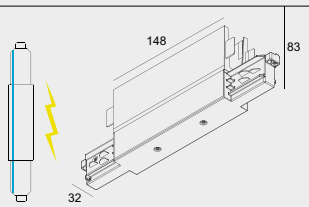

TRACK H MIDDLE SUPPLY ◇
200 14 14 ◇
◇ = B / W (RAL 9010)
110-240V / 50-60Hz
0,1 IP20

F

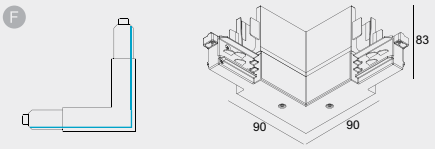

TRACK H CORNER 90° OUT ◇
200 14 35 ◇
◇ = B / W (RAL 9010)
0,1 IP20

G

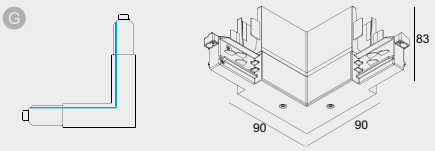

TRACK H CORNER 90° IN ◇
200 14 34 ◇
◇ = B / W (RAL 9010)
0,1 IP20

H

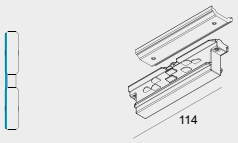

TRACK H CORNER 180° ◇
200 14 21 ◇
◇ = B / W (RAL 9010)
0,1 IP20

BOTTOM VIEW

CTRL DELTA C NEW

TRACK 3F DIM H
REQUIREMENT

In order to upgrade the possibilities of our range of track light solutions Delta Light decided to offer a new track system. This new system will be standard dimmable, available for
- Recessed application: **TRACK 3F DIM IN**
- Surface mounted: **TRACK 3F DIM ON**
- H-style Suspended: **TRACK 3F DIM H**

The adaptors are changed accordingly, which results in a new indication in the product name: **ADM**.

For example, You-Turn On AD has now changed to You-Turn On ADM.
The new track system is 100% compatible with non-dimmable track luminaires supplied prior to Lighting Bible 12. Track luminaires from Lighting Bible 12 will not match with tracks offered in previous catalogues. On request we can still produce luminaires with adaptors matching previously delivered tracks.

3 FIXATION

TRACK DIM H SUSPENSION 3,0
200 14 13
L 3,0m
0,1

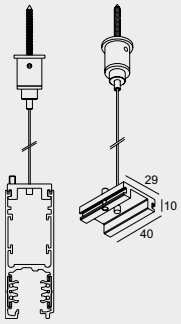

4 CURRENT SUPPLY

TRACK CURRENT SUPPLY 5 x 0,75mm² 3,0m
200 99 53
L 3,0m / 5 x 0,75mm²
0,3
OPTIONS
CABLE BASE R/S

5 ACCESSORIES

TRACK CUTTING TOOL
200 12 01
0,1

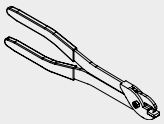

6 OPTIONS FULL INFO TECHNICAL CHAPTER

INSTALLATION	A B C
CABLE BASE R ◇ **203 99 55** ◇ ◇ = ANO / B / W	Ø57 x 41
CABLE BASE S ◇ **203 99 56** ◇ ◇ = ANO / B / W	57 x 57 x 41
COVERSET R ◇ **204 00 62** ◇ **204 00 90** ◇ **204 00 100** ◇ ◇ = ANO / B / W	 Ø62 Ø90 Ø100
COVERSET S ◇ **204 62 62** ◇ **204 80 80** ◇ **204 90 90** ◇ ◇ = ANO / B / W	 62 x 62 80 x 80 90 x 90

6 OPTIONS LEDFLEX IN FULL INFO TECHNICAL CHAPTER

LED PROFILE UP

SHL19-PROFILE 3m◇
398 03 00 ◇
◇ = ANO
EXCL.PC
L: 3m

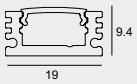

SHL19-PC CLEAR 3m
398 03 05 CL
L: 3m

SHL19-PC SBL 3m
398 03 05 SBL
L: 3m

SHL19-ENDCAP SET ◇
398 03 03 01 ◇
◇ = A
SET OF 2 PIECES

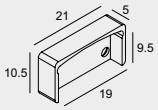

SHL19-MOUNTING CLIP SET
200 14 06
SET OF 10 PIECES

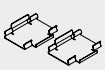

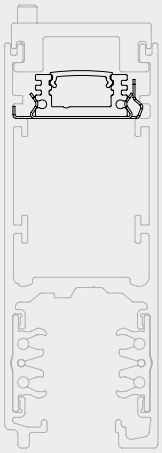

SHL19-PROFILE + SHL19 - PC CLEAR

SHL19-PROFILE + SHL19 - PC SBL

FULL INFO TECHNICAL CHAPTER

REQUIREMENTS

INSTALLATION

SPY TUBE ◇
414 01 00 ◇
◇ = B / MMAT / SG / W

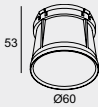

FULL INFO TECHNICAL CHAPTER

ACCESSORIES

HONEYCOMB 50 ◇ Ø50
413 03 01 ◇
◇ = B

LINEAR SPREAD LENS 50 Ø50
413 03 02

SPREAD LENS 50 Ø50
413 03 03

SOFTENING LENS 50 Ø50
413 03 04

GLASS SBL 50 Ø50
413 03 05

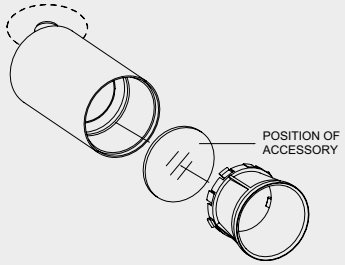

SPY TUBE B

SPY TUBE MMAT

SPY TUBE SG

SPY TUBE W

CRI > 80	SPY ON ADM
3000 K	LED 6W / 558lm / 500mA
LENS SP 15°	**414 362 831 ADM ◇** ◇ = B / W
2700 K	LED 6W / 558lm / 500mA
LENS SP 15°	**414 362 821 ADM ◇** ◇ = B / W

ADJUSTABLE 0-90° / 355°
110-240V / 50-60Hz

CE 0,7 IP20

REQUIREMENTS (ALL INFO INT 520)
SPY TUBE
TRACK 3F DIM IN / ON / H

ACCESSORIES
HONEYCOMB / LENS / GLASS

SPY ON ADM



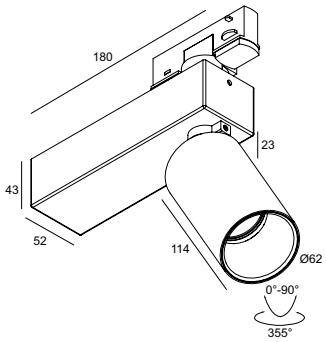

t

CRI > 80	SPY ON ADM	SPY ON ADM	SPY ON HP ADM
3000 K	LED 4,3W / 364lm / 1400mA	LED 10,4W / 1290lm / 500mA	LED 16,8W / 2404lm / 500mA
LENS SP 6°	**414 367 831 ADM** ◇ ◇ = B / W		
REFL SP 18°		**414 361 811 831 ADM** ◇ ◇ = B / W	
REFL FL 33°		**414 361 811 832 ADM** ◇ ◇ = B / W	**414 361 21 831 ADM** ◇ ◇ = B / W
2700 K	LED 4,3W / 340lm / 1400mA	LED 10,4W / 1243lm / 500mA	LED 16,8W / 2308lm / 500mA
LENS SP 6°	**414 367 821 ADM** ◇ ◇ = B / W		
REFL SP 18°		**414 361 811 821 ADM** ◇ ◇ = B / W	
REFL FL 33°		**414 361 811 822 ADM** ◇ ◇ = B / W	**414 361 21 821 ADM** ◇ ◇ = B / W
CRI > 90			
3000 K	LED 4,3W / 279lm / 1400mA	LED 10,4W / 1075lm / 500mA	LED 16,8W / 1995lm / 500mA
LENS SP 6°	**414 367 931 ADM** ◇ ◇ = B / W		
REFL SP 18°		**414 361 811 931 ADM** ◇ ◇ = B / W	
REFL FL 33°		**414 361 811 932 ADM** ◇ ◇ = B / W	**414 361 21 931 ADM** ◇ ◇ = B / W
2700 K	LED 4,3W / 274lm / 1400mA	LED 10,4W / 1032lm / 500mA	LED 16,8W / 1923lm / 500mA
LENS SP 6°	**414 367 921 ADM** ◇ ◇ = B / W		
REFL SP 18°		**414 361 811 921 ADM** ◇ ◇ = B / W	
REFL FL 33°		**414 361 811 922 ADM** ◇ ◇ = B / W	**414 361 21 921 ADM** ◇ ◇ = B / W
	ADJUSTABLE 0-90° / 355° 110-240V / 50-60Hz CE 0,7 IP20 REQUIREMENTS (ALL INFO INT 520) SPY TUBE TRACK 3F DIM IN / ON / H	ADJUSTABLE 0-90° / 355° 110-240V / 50-60Hz CE 0,7 IP20 REQUIREMENTS (ALL INFO INT 520) SPY TUBE TRACK 3F DIM IN / ON / H ACCESSORIES HONEYCOMB / LENS / GLASS	ADJUSTABLE 0-90° / 355° 110-240V / 50-60Hz CE 0,7 IP20 REQUIREMENTS (ALL INFO INT 520) SPY TUBE TRACK 3F DIM IN / ON / H ACCESSORIES HONEYCOMB / LENS / GLASS

OTHER CRI OR KELVIN ON REQUEST

ADJUSTABLE BEAM 11° TO 44°

SPY FOCUS ON ADM

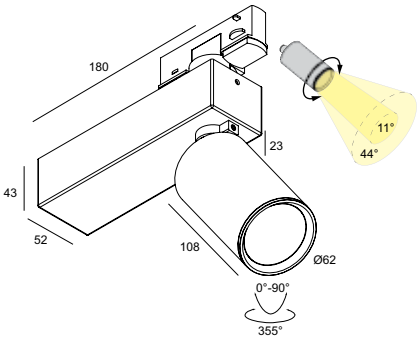

CRI > 80	SPY FOCUS ON ADM
3000 K	LED 10,4W / 1290lm / 500mA
FOCUS 11-44°	**414 365 811 83 ADM** ◇ ◇ = B / W
2700 K	LED 10,4W / 1243lm / 500mA
FOCUS 11-44°	**414 365 811 82 ADM** ◇ ◇ = B / W

CRI > 90	
3000 K	LED 10,4W / 1075lm / 500mA
FOCUS 11-44°	**414 365 811 93 ADM** ◇ ◇ = B / W
2700 K	LED 10,4W / 1032lm / 500mA
FOCUS 11-44°	**414 365 811 92 ADM** ◇ ◇ = B / W

ADJUSTABLE 0-90° / 355°
110-240V / 50-60Hz

CE 0,7 IP20

REQUIREMENTS (ALL INFO INT 520)
TRACK 3F DIM IN / ON / H

t

OTHER CRI OR KELVIN ON REQUEST

VRTISKA / ZÁK

FULL INFO TECHNICAL CHAPTER

REQUIREMENTS

INSTALLATION

MAXISPY TUBE ◇
414 04 00 ◇
◇ = B / MMAT / W

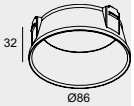

FULL INFO TECHNICAL CHAPTER

ACCESSORIES

	A B C	
HONEYCOMB 78 ◇ **201 02 01 ◇** ◇ = B	Ø78	
SOFTENING LENS 78 **201 02 04**	Ø78	

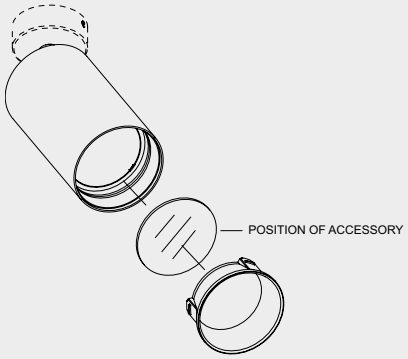

MAXISPY TUBE B

MMAT

W

MAXISPY ON HP ADM

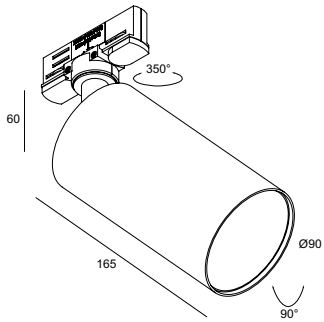

CRI > 80		MAXISPY ON HP ADM
3000 K		LED 24,3W / 3316lm / 700mA
1-10V	REFL FL 20°	**414 46 21 832 ADM ED1 ◇** ◇ = B / W
	REFL FL 35°	**414 46 21 833 ADM ED1 ◇** ◇ = B / W
	REFL WFL 50° NEW	**414 46 21 834 ADM ED1 ◇** ◇ = B / W
2700 K		LED 24,3W / 3183lm / 700mA
1-10V	REFL FL 20°	**414 46 21 822 ADM ED1 ◇** ◇ = B / W
	REFL FL 35°	**414 46 21 823 ADM ED1 ◇** ◇ = B / W
	REFL WFL 50° NEW	**414 46 21 824 ADM ED1 ◇** ◇ = B / W

CRI > 90		
3000 K		LED 24,3W / 2752lm / 700mA
1-10V	REFL FL 20°	**414 46 21 932 ADM ED1 ◇** ◇ = B / W
	REFL FL 35°	**414 46 21 933 ADM ED1 ◇** ◇ = B / W
	REFL WFL 50° NEW	**414 46 21 934 ADM ED1 ◇** ◇ = B / W
2700 K		LED 24,3W / 2653lm / 700mA
1-10V	REFL FL 20°	**414 46 21 922 ADM ED1 ◇** ◇ = B / W
	REFL FL 35°	**414 46 21 923 ADM ED1 ◇** ◇ = B / W
	REFL WFL 50° NEW	**414 46 21 924 ADM ED1 ◇** ◇ = B / W

ADJUSTABLE 0-90° / 355°
120-240V / 50-60Hz

CE 1,3 IP20

REQUIREMENTS (ALL INFO INT 520)
MAXISPY TUBE
TRACK 3F DIM IN / ON / H

ACCESSORIES
HONEYCOMB / LENS

OTHER CRI OR KELVIN ON REQUEST

FULL INFO TECHNICAL CHAPTER

REQUIREMENTS

INSTALLATION

MAXISPY 95 TUBE ◇
414 08 00 ◇
◇ = B / W

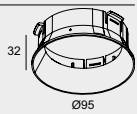

REFLECTOR 7369/H47 SP18°
414 98 18

REFLECTOR 7369/H47 WFL40°
414 98 40

REFLECTOR 7369/H51 FL20°
414 99 20

REFLECTOR 7369/H51 FL38°
414 99 38

REFLECTOR 7365/H51 WFL50°
414 99 50

t

FULL INFO TECHNICAL CHAPTER

ACCESSORIES

HONEYCOMB 74 ◇ Ø74
414 04 01 ◇
◇ = B

SOFTENING LENS 74 Ø74
414 04 04

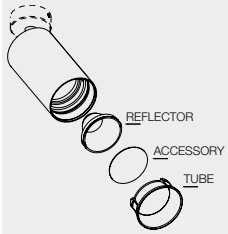

LOCKABLE TILT

MAXISPY ON 95 HV ADM



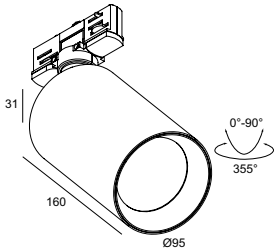

CRI > 80	MAXISPY ON 95 HV ADM
3000 K	LED 33,3W / 2724lm
	414 66 3083 ADM ◇ ◇ = B / W
	ADJUSTABLE 0°- 90° / 355° 220-240V / 50-60Hz CE 1,3 IP20 REQUIREMENTS (ALL INFO INT 520) MAXISPY 95 TUBE + REFLECTOR 7369/H47 SP18° or REFLECTOR 7369/H47 WFL40° TRACK 3F DIM IN / ON / H ACCESSORIES HONEYCOMB / LENS

MAXISPY ON 95 ADM

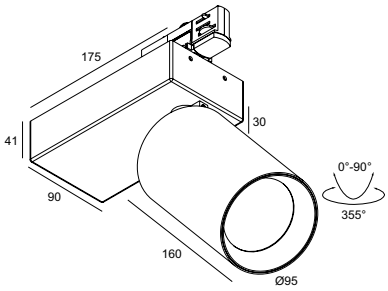

t

CRI > 80	MAXISPY ON 95 ADM	MAXISPY ON 95 ADM DIM1	MAXISPY ON 95 ADM DIM5
3000 K	LED 37,9W / 4796lm / 1050mA	LED 37,9W / 4796lm / 1050mA	LED 43,9W / 5405lm / 1200mA
NON DIM	**414 561 21 83 ADM** ◇ ◇ = B / W		
1-10V		**414 561 21 83 ADM ED1** ◇ ◇ = B / W	
DALI			**414 562 21 83 ADM ED5** ◇ ◇ = B / W
2700 K	LED 37,9W / 4603lm / 1050mA	LED 37,9W / 4603lm / 1050mA	LED 43,9W / 5188lm / 1200mA
NON DIM	**414 561 21 82 ADM** ◇ ◇ = B / W		
1-10V		**414 561 21 82 ADM ED1** ◇ ◇ = B / W	
DALI			**414 562 21 82 ADM ED5** ◇ ◇ = B / W

CRI > 90	MAXISPY ON 95 ADM	MAXISPY ON 95 ADM DIM1	MAXISPY ON 95 ADM DIM5
3000 K	LED 37,9W / 3979lm / 1050mA	LED 37,9W / 3979lm / 1050mA	LED 43,9W / 4486lm / 1200mA
NON DIM	**414 561 21 93 ADM** ◇ ◇ = B / W		
1-10V		**414 561 21 93 ADM ED1** ◇ ◇ = B / W	
DALI			**414 562 21 93 ADM ED5** ◇ ◇ = B / W
2700 K	LED 37,9W / 3837lm / 1050mA	LED 37,9W / 3837lm / 1050mA	LED 43,9W / 4324lm / 1200mA
NON DIM	**414 561 21 92 ADM** ◇ ◇ = B / W		
1-10V		**414 561 21 92 ADM ED1** ◇ ◇ = B / W	
DALI			**414 562 21 92 ADM ED5** ◇ ◇ = B / W
	ADJUSTABLE 0°- 90° / 355° 220-240V / 50-60Hz CE 1,8 IP20 REQUIREMENTS (ALL INFO INT 520) MAXISPY 95 TUBE + REFLECTOR 7369/H51 SP20° or REFLECTOR 7369/H51 FL38° or REFLECTOR 7365/H51 WFL50° TRACK 3F DIM IN / ON / H ACCESSORIES HONEYCOMB / LENS	ADJUSTABLE 0°- 90° / 355° 110-240V / 50-60Hz CE 1,8 IP20 REQUIREMENTS (ALL INFO INT 520) MAXISPY 95 TUBE + REFLECTOR 7369/H51 SP20° or REFLECTOR 7369/H51 FL38° or REFLECTOR 7365/H51 WFL50° TRACK 3F DIM IN / ON / H ACCESSORIES HONEYCOMB / LENS	ADJUSTABLE 0°- 90° / 355° 220-240V / 50-60Hz CE 1,8 IP20 REQUIREMENTS (ALL INFO INT 520) MAXISPY 95 TUBE + REFLECTOR 7369/H51 SP20° or REFLECTOR 7369/H51 FL38° or REFLECTOR 7365/H51 WFL50° TRACK 3F DIM IN / ON / H ACCESSORIES HONEYCOMB / LENS

OTHER CRI OR KELVIN ON REQUEST

ARCHITECTS GOVAERT & VANHOUTTE

INTERIEUR MADDENS

LHOAS & LHOAS

POP-FUNCTIONALISM
& MASS PRODUCTION
LE VASE BAMBU
D'ENZO MARI

LIEVEN MUSSCHOOT

FULL INFO TECHNICAL CHAPTER

ACCESSORIES

BOXY HONEYCOMB ◇ Ø45 / H5
251 70 03 01◇
◇ = B / W

BOXY SOFTENING LENS◇ Ø45 / H5
251 70 03 04◇
◇ = B / W

BOXY GLASS SBL◇ Ø45 / H5
251 70 03 05◇
◇ = B / W

BOXY R ADM B-B + BOXY HONEYCOMB

BOXY R ADM

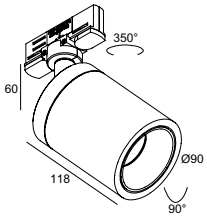

t

CRI > 80	BOXY R ADM
3000 K	LED 10,4W / 1290lm / 500mA
FE REFL FL 33°	**251 74 811 832 ADM ED8** ◇ ◇ = B-B / B-MMAT / W-B / W-W
2700 K	LED 10,4W / 1243lm / 500mA
FE REFL FL 33°	**251 74 811 822 ADM ED8** ◇ ◇ = B-B / B-MMAT / W-B / W-W
CRI > 90	
3000 K	LED 10,4W / 1075lm / 500mA
FE REFL FL 33°	**251 74 811 932 ADM ED8** ◇ ◇ = B-B / B-MMAT / W-B / W-W
2700 K	LED 10,4W / 1032lm / 500mA
FE REFL FL 33°	**251 74 811 922 ADM ED8** ◇ ◇ = B-B / B-MMAT / W-B / W-W

ADJUSTABLE 0-90° / 350°
MAINS DIMMING (FE)
110-240V / 50-60Hz

CE 0,8 IP20

REQUIREMENTS (ALL INFO INT 520)
TRACK 3F DIM IN / ON / H

ACCESSORIES
BOXY HONEYCOMB / LENS / GLASS

OTHER CRI OR KELVIN ON REQUEST

MATADI ARCHITECTEN


69
6
Gulf

INTERIOR DESIGN BY MACAULAY SINCLAIR

SAGRADA

FULL INFO TECHNICAL CHAPTER

ACCESSORIES

OPTO CLIP◇ **201 02 00◇** ◇ = B	Ø102 / Ø83 / H22	
HONEYCOMB 78◇ **201 02 01◇** ◇ = B	Ø78	
SOFTENING LENS 78 **201 02 04**	Ø78	

YOU-TURN OPTO + OPTO CLIP + SOFTENING LENS 78

YOU-TURN ON ADM

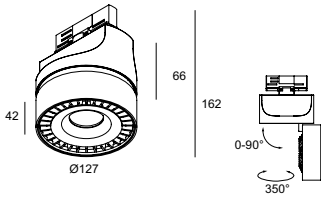

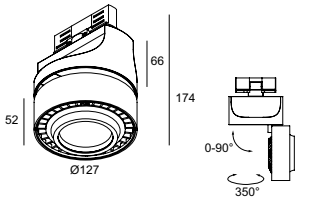

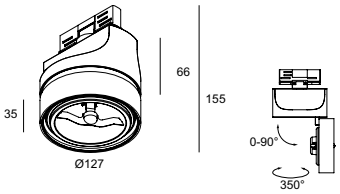

t

CRI > 80	YOU-TURN ON ADM	YOU-TURN ON OPTO ADM	YOU-TURN ON 111 T50 ADM
3000 K	LED 10,4W / 1290lm / 500mA	LED 10,4W / 1290lm / 500mA	1 x QR-LP111 max.50W
FE REFL SP 15°		**313 021 811 831 ADM ED8** ◇ ◇ = B-B / W-B	**313 02 12 ADM** ◇ ◇ = B-B / W-B
REFL FL 33°	**313 020 811 832 ADM ED8** ◇ ◇ = B-B / W-B	**313 021 811 832 ADM ED8** ◇ ◇ = B-B / W-B	ADJUSTABLE 0°- 90° / 350° MAINS DIMMING (FE) G53 / 220-240V / 50-60Hz CE 1,1 IP20 1,0 REQUIREMENTS (ALL INFO INT 520) TRACK 3F DIM IN / ON / H
REFL WFL 50°	**313 020 811 833 ADM ED8** ◇ ◇ = B-B / W-B		
REFL WFL 55°		**313 021 811 833 ADM ED8** ◇ ◇ = B-B / W-B	
2700 K	LED 10,4W / 1243lm / 500mA	LED 10,4W / 1243lm / 500mA	play.deltalight.com/youturn
FE REFL SP 15°		**313 021 811 821 ADM ED8** ◇ ◇ = B-B / W-B	
REFL FL 33°	**313 020 811 822 ADM ED8** ◇ ◇ = B-B / W-B	**313 021 811 822 ADM ED8** ◇ ◇ = B-B / W-B	
REFL WFL 50°	**313 020 811 823 ADM ED8** ◇ ◇ = B-B / W-B		
REFL WFL 55°		**313 021 811 823 ADM ED8** ◇ ◇ = B-B / W-B	

CRI > 90		
3000 K	LED 10,4W / 1075lm / 500mA	LED 10,4W / 1075lm / 500mA
FE REFL SP 15°		**313 021 811 931 ADM ED8** ◇ ◇ = B-B / W-B
REFL FL 33°	**313 020 811 932 ADM ED8** ◇ ◇ = B-B / W-B	**313 021 811 932 ADM ED8** ◇ ◇ = B-B / W-B
REFL WFL 50°	**313 020 811 933 ADM ED8** ◇ ◇ = B-B / W-B	
REFL WFL 55°		**313 021 811 933 ADM ED8** ◇ ◇ = B-B / W-B
2700 K	LED 10,4W / 1032lm / 500mA	LED 10,4W / 1032lm / 500mA
FE REFL SP 15°		**313 021 811 921 ADM ED8** ◇ ◇ = B-B / W-B
REFL FL 33°	**313 020 811 822 ADM ED8** ◇ ◇ = B-B / W-B	**313 021 811 922 ADM ED8** ◇ ◇ = B-B / W-B
REFL WFL 50°	**313 020 811 823 ADM ED8** ◇ ◇ = B-B / W-B	
REFL WFL 55°		**313 021 811 923 ADM ED8** ◇ ◇ = B-B / W-B
	ADJUSTABLE 0°- 90° / 350° MAINS DIMMING (FE) 110-240V / 50-60Hz CE 1,1 IP20 REQUIREMENTS (ALL INFO INT 520) TRACK 3F DIM IN / ON / H	ADJUSTABLE 0°- 90° / 350° INCL.1 x EFT FILTER* MAINS DIMMING (FE) 110-240V / 50-60Hz CE 1,2 IP20 REQUIREMENTS (ALL INFO INT 520) TRACK 3F DIM IN / ON / H ACCESSORIES OPTO CLIP + HONEYCOMB / LENS

OTHER CRI OR KELVIN ON REQUEST

*EFT / EQUALISING FILTER TECHNOLOGY

COMPANY LIVE PROPERTY DEVELOPMENT (CLPD)

DESIGNSPACE LONDON

SKETS ARCHITECTUURSTUDIO

FULL INFO TECHNICAL CHAPTER

ACCESSORIES

OPTO CLIP ◇ **201 02 00** ◇ ◇ = B	Ø102 / Ø83 / H22	
HONEYCOMB 78 ◇ **201 02 01** ◇ ◇ = B	Ø78	
SOFTENING LENS 78 **201 02 04**	Ø78	

YOU-TURN OPTO + OPTO CLIP + HONEYCOMB 78

play.deltalight.com/youturn

*EFT / EQUALISING FILTER TECHNOLOGY

OTHER CRI OR KELVIN ON REQUEST

YOU-TURN ON 20 ADM

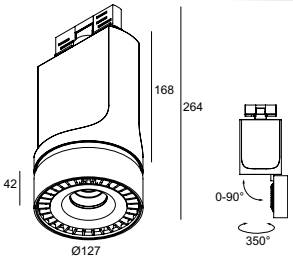

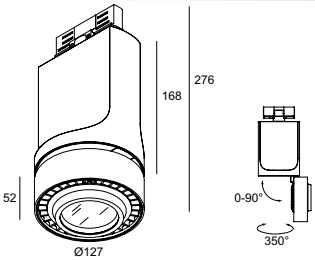

CRI > 80		YOU-TURN ON 20 ED8 ADM	YOU-TURN ON OPTO 20 ED8 ADM
3000 K		LED 24,3W / 3316lm / 700mA	LED 24,3W / 3316lm / 700mA
FE	REFL SP 15°		**313 021 21 831 ADM ED8** ◇ ◇ = B-B / W-B
	REFL FL 33°	**313 020 21 832 ADM ED8** ◇ ◇ = B-B / W-B	**313 021 21 832 ADM ED8** ◇ ◇ = B-B / W-B
	REFL WFL 50°	**313 020 21 833 ADM ED8** ◇ ◇ = B-B / W-B	
	REFL WFL 55°		**313 021 21 833 ADM ED8** ◇ ◇ = B-B / W-B
2700 K		LED 24,3W / 3183lm / 700mA	LED 24,3W / 3183lm / 700mA
FE	REFL SP 15°		**313 021 21 821 ADM ED8** ◇ ◇ = B-B / W-B
	REFL FL 33°	**313 020 21 822 ADM ED8** ◇ ◇ = B-B / W-B	**313 021 21 822 ADM ED8** ◇ ◇ = B-B / W-B
	REFL WFL 50°	**313 020 21 823 ADM ED8** ◇ ◇ = B-B / W-B	
	REFL WFL 55°		**313 021 21 823 ADM ED8** ◇ ◇ = B-B / W-B

CRI > 90			
3000 K		LED 24,3W / 2752lm / 700mA	LED 24,3W / 2752lm / 700mA
FE	REFL SP 15°		**313 021 21 931 ADM ED8** ◇ ◇ = B-B / W-B
	REFL FL 33°	**313 020 21 932 ADM ED8** ◇ ◇ = B-B / W-B	**313 021 21 932 ADM ED8** ◇ ◇ = B-B / W-B
	REFL WFL 50°	**313 020 21 933 ADM ED8** ◇ ◇ = B-B / W-B	
	REFL WFL 55°		**313 021 21 933 ADM ED8** ◇ ◇ = B-B / W-B
2700 K		LED 24,3W / 2653lm / 700mA	LED 24,3W / 2653lm / 700mA
FE	REFL SP 15°		**313 021 21 921 ADM ED8** ◇ ◇ = B-B / W-B
	REFL FL 33°	**313 020 21 922 ADM ED8** ◇ ◇ = B-B / W-B	**313 021 21 922 ADM ED8** ◇ ◇ = B-B / W-B
	REFL WFL 50°	**313 020 21 923 ADM ED8** ◇ ◇ = B-B / W-B	
	REFL WFL 55°		**313 021 21 923 ADM ED8** ◇ ◇ = B-B / W-B
		ADJUSTABLE 0°- 90° / 350° MAINS DIMMING (FE) 110-240V / 50-60Hz 1,6 IP20 **REQUIREMENTS** (ALL INFO INT 520) TRACK 3F DIM IN / ON / H	ADJUSTABLE 0°- 90° / 350° INCL.1 x EFT FILTER* MAINS DIMMING (FE) 110-240V / 50-60Hz 1,7 IP20 **REQUIREMENTS** (ALL INFO INT 520) TRACK 3F DIM IN / ON / H **ACCESSORIES** OPTO CLIP + HONEYCOMB / LENS

FULL INFO TECHNICAL CHAPTER

ACCESSORIES

OPTO CLIP◇ **201 02 00◇** ◇ = B	Ø102 / Ø83 / H22	
HONEYCOMB 78◇ **201 02 01◇** ◇ = B	Ø78	
SOFTENING LENS 78 **201 02 04**	Ø78	

YOU-TURN OPTO + OPTO CLIP + SOFTENING LENS 78

play.deltalight.com/youturn

CRI > 80		YOU-TURN ON 30 ADM DIM (NEW COLOUR B-B)	YOU-TURN ON OPTO 30 ADM DIM
3000 K		LED 30W / 3946lm / 850mA	LED 30W / 3946lm / 850mA
1-10V	REFL SP 15°		**313 031 21 831 ADM ED1** ◇ ◇ = B-B / W-B
	REFL FL 33°	**313 030 21 832 ADM ED1** ◇ ◇ = B-B / W-B	**313 031 21 832 ADM ED1** ◇ ◇ = B-B / W-B
	REFL WFL 50°	**313 030 21 833 ADM ED1** ◇ ◇ = B-B / W-B	
	REFL WFL 55°		**313 031 21 833 ADM ED1** ◇ ◇ = B-B / W-B
DALI	REFL SP 15°		**313 031 21 821 ADM ED5** ◇ ◇ = B-B / W-B
	REFL FL 33°	**313 030 21 832 ADM ED5** ◇ ◇ = B-B / W-B	**313 031 21 822 ADM ED5** ◇ ◇ = B-B / W-B
	REFL WFL 50°	**313 030 21 833 ADM ED5** ◇ ◇ = B-B / W-B	
	REFL WFL 55°		**313 031 21 823 ADM ED5** ◇ ◇ = B-B / W-B
2700 K		LED 30W / 3788lm / 850mA	LED 30W / 3788lm / 850mA
1-10V	REFL SP 15°		**313 031 21 831 ADM ED1** ◇ ◇ = B-B / W-B
	REFL FL 33°	**313 030 21 822 ADM ED1** ◇ ◇ = B-B / W-B	**313 031 21 832 ADM ED1** ◇ ◇ = B-B / W-B
	REFL WFL 50°	**313 030 21 823 ADM ED1** ◇ ◇ = B-B / W-B	
	REFL WFL 55°		**313 031 21 833 ADM ED1** ◇ ◇ = B-B / W-B
DALI	REFL SP 15°		**313 031 21 821 ADM ED5** ◇ ◇ = B-B / W-B
	REFL FL 33°	**313 030 21 822 ADM ED5** ◇ ◇ = B-B / W-B	**313 031 21 822 ADM ED5** ◇ ◇ = B-B / W-B
	REFL WFL 50°	**313 030 21 823 ADM ED5** ◇ ◇ = B-B / W-B	
	REFL WFL 55°		**313 031 21 823 ADM ED5** ◇ ◇ = B-B / W-B
		ADJUSTABLE 0°- 90° / 350° 110-240V / 50-60Hz CE 1,6 IP20 REQUIREMENTS (ALL INFO INT 520) TRACK 3F DIM IN / ON / H	ADJUSTABLE 0°- 90° / 350° INCL.1 x EFT FILTER* 110-240V / 50-60Hz CE 1,7 IP20 REQUIREMENTS (ALL INFO INT 520) TRACK 3F DIM IN / ON / H ACCESSORIES OPTO CLIP + HONEYCOMB 78 OPTO CLIP + SOFTENING LENS 78

YOU-TURN ON 30 ADM

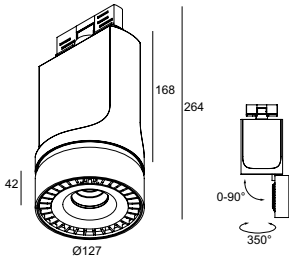

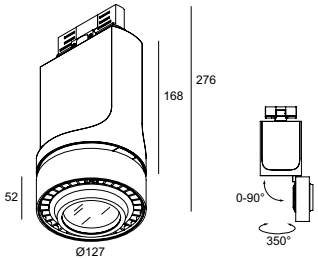

CRI > 90		YOU-TURN ON 30 ADM DIM	YOU-TURN ON OPTO 30 ADM DIM
3000 K		LED 30W / 3275lm / 850mA	LED 30W / 3946lm / 850mA
1-10V	REFL SP 15°		**313 031 21 931 ADM ED1** ◇ ◇ = B-B / W-B
	REFL FL 33°	**313 030 21 932 ADM ED1** ◇ ◇ = B-B / W-B	**313 031 21 932 ADM ED1** ◇ ◇ = B-B / W-B
	REFL WFL 50°	**313 030 21 933 ADM ED1** ◇ ◇ = B-B / W-B	
	REFL WFL 55°		**313 031 21 933 ADM ED1** ◇ ◇ = B-B / W-B
DALI	REFL SP 15°		**313 031 21 921 ADM ED5** ◇ ◇ = B-B / W-B
	REFL FL 33°	**313 030 21 932 ADM ED5** ◇ ◇ = B-B / W-B	**313 031 21 922 ADM ED5** ◇ ◇ = B-B / W-B
	REFL WFL 50°	**313 030 21 933 ADM ED5** ◇ ◇ = B-B / W-B	
	REFL WFL 55°		**313 031 21 923 ADM ED5** ◇ ◇ = B-B / W-B
2700 K		LED 30W / 3157lm / 850mA	LED 30W / 3788lm / 850mA
1-10V	REFL SP 15°		**313 031 21 931 ADM ED1** ◇ ◇ = B-B / W-B
	REFL FL 33°	**313 030 21 922 ADM ED1** ◇ ◇ = B-B / W-B	**313 031 21 932 ADM ED1** ◇ ◇ = B-B / W-B
	REFL WFL 50°	**313 030 21 923 ADM ED1** ◇ ◇ = B-B / W-B	
	REFL WFL 55°		**313 031 21 933 ADM ED1** ◇ ◇ = B-B / W-B
DALI	REFL SP 15°		**313 031 21 921 ADM ED5** ◇ ◇ = B-B / W-B
	REFL FL 33°	**313 030 21 922 ADM ED5** ◇ ◇ = B-B / W-B	**313 031 21 922 ADM ED5** ◇ ◇ = B-B / W-B
	REFL WFL 50°	**313 030 21 923 ADM ED5** ◇ ◇ = B-B / W-B	
	REFL WFL 55°		**313 031 21 923 ADM ED5** ◇ ◇ = B-B / W-B
		ADJUSTABLE 0°- 90° / 350° 110-240V / 50-60Hz CE 1,6 IP20 REQUIREMENTS (ALL INFO INT 520) TRACK 3F DIM IN / ON / H	ADJUSTABLE 0°- 90° / 350° INCL.1 x EFT FILTER* 110-240V / 50-60Hz CE 1,7 IP20 REQUIREMENTS (ALL INFO INT 520) TRACK 3F DIM IN / ON / H ACCESSORIES OPTO CLIP + HONEYCOMB 78 OPTO CLIP + SOFTENING LENS 78

*EFT / EQUALISING FILTER TECHNOLOGY

OTHER CRI OR KELVIN ON REQUEST

SNØHETTA



ARCHITECTURE: GMP - VON GERKAN, MARG AND PARTNERS ARCHITECTS
RUSSIAN ADAPTATION: JSC SPEECH, MOSCOW
INTERIOR DESIGN: MAXIM RYMAR ARCHITECTURAL STUDIO

SUPER-OH! XS PIVOT ADM

NEW

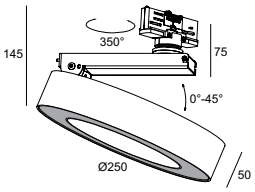

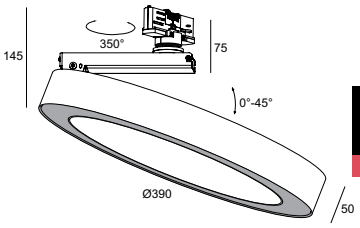

t

CRI > 80	SUPER-OH! XS PIVOT 25 ADM	SUPER-OH! XS PIVOT 39 ADM
3000 K	LED CLUSTER 13,5W / 1470lm	LED CLUSTER 25W / 2940lm
FE	**308 22 02 83 ADM ED8** ◇ ◇ = B / W	**308 22 03 83 ADM ED8** ◇ ◇ = B / W
	ADJUSTABLE 0-45° / 350° MAINS DIMMING (FE) 220-240V / 50-60Hz 1,0 IP20 REQUIREMENTS (ALL INFO INT 520) TRACK 3F DIM IN / ON / H	ADJUSTABLE 0-45° / 350° MAINS DIMMING (FE) 220-240V / 50-60Hz 1,5 IP20 REQUIREMENTS (ALL INFO INT 520) TRACK 3F DIM IN / ON / H

DESIGNSPACE LONDON

SUPERNOVA XS PIVOT ADM



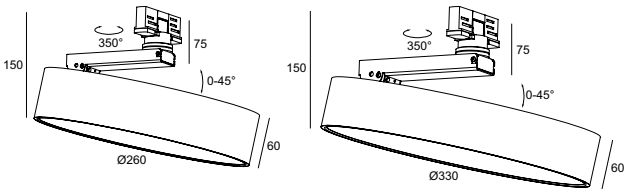

CRI > 80		SUPERNOVA XS PIVOT 260 ADM	SUPERNOVA XS PIVOT 330 ADM
3000 K	**FULL / PC SBL**	LED CLUSTER 15W / 1580lm / 24V-DC	LED CLUSTER 22W / 2600lm / 1050mA
	NON DIM	**274 88 2515 ADM** ◇ ◇ = B / W 220-240V / 50-60Hz	**274 88 3224 ADM** ◇ ◇ = B / W 110-240V / 50-60Hz
	1-10V	**274 88 2515 ADM ED1** ◇ ◇ = B / W 110-240V / 50-60Hz	**274 88 3224 ADM ED1** ◇ ◇ = B / W 220-240V / 50-60Hz
	DALI	**274 88 2515 ADM ED5** ◇ ◇ = B / W 110-240V / 50-60Hz	**274 88 3224 ADM ED5** ◇ ◇ = B / W 220-240V / 50-60Hz
		1,8 IP20 REQUIREMENTS (ALL INFO INT 520) TRACK 3F DIM IN / ON / H	2,6 IP20 REQUIREMENTS (ALL INFO INT 520) TRACK 3F DIM IN / ON / H

t

LHOAS & LHOAS

LHOAS & LHOAS

SNØHETTA